


Opera 46



INSTALLATION AND CONNECTION

Recommended installation height

15 cm (6 in).

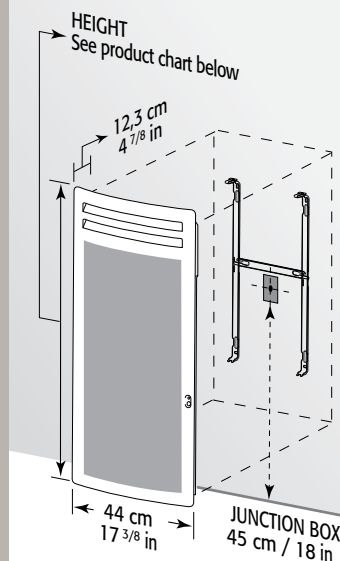
Clearances

- Front: 75 cm (30 in)
- ◀ Sides: 15 cm (6 in)
- ▲ Above: 20 cm (8 in)
- ▼ Underneath: 2,5 cm (1 in).

Installation Quick-mounted surface installation with easy snap-on bracket that also serves as marking template.


Connection 240-V unit: Flexible cord connection, including junction box cover. Installation requires 2 in X 3 in wall box (not included).

Note 3-conductor cable or 2-conductor cable with a third wire should be used if unit is to be linked with the Convectair Programmer module (7392 FP).




HEATING ELEMENT

Total capacity 1000, 1500 and 2000 W

 **Radiant heat** Ribbed-high-emissivity monoblock element made of aluminum alloy.


Thermal protection Automatic reset overheat protection.

TEMPERATURE CONTROL

 **Programmable electronic thermostat** Built-in electronic proportional-action thermostat ultraprecise to 1/10°C (1/5°F).

Programmer Control panel designed to accept the 7392 Programmer module.

PROGRAMMABLE CONTROL PANEL

 **Location** On top right-hand side of the unit.

Energy use indicator.

LCD backlit screen.

On/Off button.

Mode button with five settings: Comfort; Economy; Frost protection (7°C (45°F)); Program (programmed setback of room temperature when connected to the Convectair Programmer); Absence detector (setback when absence detected).


Open-window button to activate open-window detection.

Ideal °C button optimizes energy consumption and restores default settings.

« + and - » buttons set the temperature and lock the controls.

Heating indicator light.


CABINET

 **Steel** construction with polyester/epoxy anti-rust powder coating and resistant to UV rays.

Cabinet Convex casing with rounded corners.


Grille Perforated front panel for better radiant heat with absence detector.

Colour FS = Satin white

MODEL	Catalogue No.	Colour	Power		Height		Width		Depth		Net Weight	
			240 V	208 V	cm	in	cm	in	cm	in	kg	lb
OPERA 46	7734-C10	FS	1 000	750	84,7	33 3/8	44	17 3/8	12,3	4 7/8	7	15,4
 ②	7734-C15	FS	1 500	1125	105,7	41 5/8	44	17 3/8	12,3	4 7/8	8,7	17,6
	7734-C20	FS	2 000	1500	116,2	45 3/4	44	17 3/8	12,3	4 7/8	9,5	19,8

Depth includes the mounting brackets.

② Compatible with the Programmer pilot-wire system (see technical specifications for catalogue number 7392).

 Control panel is designed to accept the 7392 Programmer module.

For guaranteed, dependable operation, we recommend that all units be installed by a licensed electrical contractor in accordance with national and local codes. Consult convectair.com to find the most recent installation instructions for our heaters.

