



| | |
|---------|--|
| Model # | |
| Type | |
| Project | |
| Date | |

LHB3-SERIES

LINEAR HIGH BAY

The LHB3-Series Linear High Bay provides high efficacy and energy savings to projects that require optimized lighting in high ceiling applications. These linear high bays are great as energy efficient replacements for traditional fluorescent fixtures and HID highbays.



HIGHLIGHTS

- Up to 150 lm/W
- 80+ CRI
- Instant start (flicker-free)
- 1-10V Dimmable
- Frosted diffuser
- Chain hanging kit included
- 10-foot cord included
- Six installation methods
- Optional factory-installed battery backup available (compatible with 120-277V models only)
- Fixture-mounted PIR or microwave motion sensors available for increased energy savings. Leviton® PIR motion sensors also available

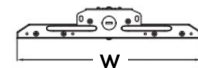
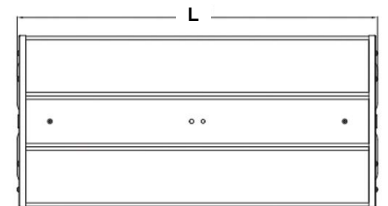


APPLICATIONS

Designed for indoor applications in commercial, corridor, garage, gymnasium, industrial, manufacturing, office, retail and warehouse spaces.

DIMENSIONS

| VOLTAGE (V) | WATTAGE (W) | L (inches/mm) | W (inches/mm) | H (inches/mm) | WEIGHT (kg/lbs) |
|--------------|-------------|----------------------|----------------------|------------------|-----------------|
| 120-277 | 90 | 24-13/16" (630mm) | 11-13/16" (300mm) | 1-7/8" (48mm) | 3.2kg / 7.1lbs |
| | 135 | | | | 3.5kg / 7.7lbs |
| | 165 | | | | 3.5kg / 7.7lbs |
| | 220 | | | | 4.0kg / 8.8lbs |
| 120-277 /347 | 90 | 24-13/16" (630mm) | 11-13/16" (300mm) | 1-7/8" (48mm) | 3.2kg / 7.1lbs |
| | 135 | | | | 3.5kg / 7.7lbs |
| | 165 | | | | 3.5kg / 7.7lbs |
| | 220 | | | | 4.0kg / 8.8lbs |
| 277-480 | 90 | 24-13/16" (630mm) | 12-13/16" (325mm) | 1-7/8" (48mm) | 4.6kg / 10.1lbs |
| | 135 | | 4.1kg / 9.0lbs | | |
| | 165 | | 4.6kg / 10.1lbs | | |
| | 220 | | 14-3/16" (360mm) | | 4.6kg / 10.1lbs |



ORDERING GUIDE

| SERIES | POWER (W) | CCT | VOLTAGE | CORD LENGTH |
|-------------|------------------|-----------------|------------------------|---|
| LHB3 | 90: 90W | 4: 4000K | 1: 120-277V | W110: 300V 18/3 SJTW white cord, 10', included W210: 600V 18/3 STW white cord, 10', included |
| | 135: 135W | 5: 5000K | 2: 277-480V | |
| | 165: 165W | | 3: 120-277/347V | |
| | 220: 220W | | | |

FACTORY-INSTALLED OPTIONS

| CUSTOM CORD LENGTH* | CORD END | SENSOR | BACKUP BATTERY |
|--|---|--|---|
| W1xx: 300V 18/3 SJTW white cord XX to specify length, up to 99' W2xx: 600V 18/3 STW white cord XX to specify length, up to 99' *If used, custom cord length replaces cord length value | Blank: Default, no cord end N01: 125V 15A straight plug N02: 250V 15A straight plug N04: 125V 15A locking plug N05: 250V 15A locking plug N06: 277V 15A locking plug N07: 125V 20A straight plug N08: 250V 20A straight plug N09: 277V 20A straight plug N10: 125V 20A locking plug N11: 250V 20A locking plug N12: 277V 20A locking plug N13: 347V 20A locking plug N14: 480V 20A locking plug | Blank: Default, no sensor M1: PIR motion sensor, On/Off, 120-347V M4: Microwave motion sensor, dimming, 120-277V M5: Microwave motion sensor, dimming, 347-480V M10: PIR motion sensor dimming, 120-347V M40: Leviton®, PIR motion sensor, On/Off, 120-347V M41: Leviton®, PIR motion sensor, On/Off, 480V M46: Leviton®, PIR motion sensor, high mount lens, dimming, 120-347V M47: Leviton®, PIR motion sensor, low mount lens, dimming, 120-347V M48: Leviton®, PIR motion sensor, high mount aisle mask, dimming, 120-347V M49: Leviton®, PIR motion sensor, low mount aisle mask, dimming, 120-347V | Blank: Default, no battery EB1: Emergency battery backup (20W, 100-277V only)** **EB1 can not be installed with cord ends. |

MODEL SELECTION

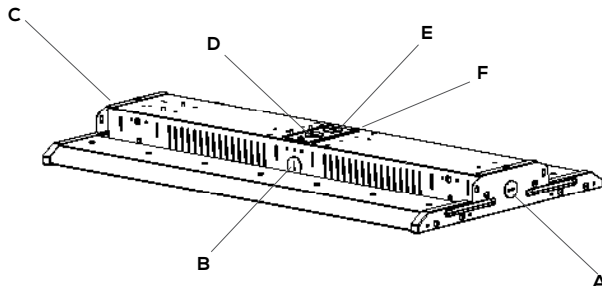
FACTORY-INSTALLED OPTIONS

| SERIES | POWER (W) | CCT | VOLTAGE | X / CORD LENGTH | CORD END | SENSOR | BACKUP BATTERY |
|-------------|-----------|----------|----------|-----------------|------------|-----------|----------------|
| LHB3 | 90 | 4 | 1 | W115 | N01 | M4 | EB1 |

Mounting Positions for Factory-Installed Options

EXAMPLE: LHB3-904-1-W115-N01-M4-EB1

If adding custom cords or sensor, please specify the knockout positions for cords and sensors.



- A & C:** Available motion sensor mounting locations
- D:** Default cord location unless specified otherwise
- E:** Must be used by EB1 if selected

PRODUCT FEATURES

CONSTRUCTION

- White powdercoated stamped steel
- Five (5) 1/2" NPT knockouts for daisy chaining or controls
- 10-foot white 18/3 SOOW cord
- "-3" models - Acrylic (PMMA) diffuser
- "-1" and "-2" models - Polycarbonate diffuser

INSTALLATION

- Included: Chain hanging kit
- Optional: Pendant Mount Kit, Threaded Rod Kit, Ganging Kit, Aircraft cable Kit

ELECTRICAL

- "-1" models designed to operate between 120-277V
- "-2" models designed to operate between 277-480V
- "-3" models designed to operate between 120-277V/ 347V
- LED drivers in all models have 4kV inherent surge protection
- Power Factor >0.9
- THD <20%
- 1-10V dimming, dim to 10%

LISTINGS & RATINGS

- cETLus
- DLC Premium or Standard
- Damp location
- RoHS compliant
- Listed for use in -40°C to 50°C / -40°F to 122°F

RATED LIFE & WARRANTY

- LED system: >50,000 hours at L70
- 5 year warranty (visit premiseled.com/warranty/)

ORDERING INFORMATION






| INPUT VOLTAGE | POWER (W) | CCT (K) | MODEL NUMBER | DELIVERED LUMENS (lm) | EFFICACY (lm/W) | DLC STANDARD | DLC PREMIUM |
|---------------|-----------|------------------|------------------|-----------------------|-----------------|--------------|-------------|
| 120-277V | 90W | 4K | LHB3-904-1-W110 | 12,886 lm | 140 lm/W | - | PB4WN7A6 |
| | | 5K | LHB3-905-1-W110 | 13,123 lm | 143 lm/W | - | PQCVNHSG |
| | 135W | 4K | LHB3-1354-1-W110 | 18,113 lm | 136 lm/W | - | P7K3AUK0 |
| | | 5K | LHB3-1355-1-W110 | 18,445 lm | 138 lm/W | - | PN0DYZ3Y |
| | 165W | 4K | LHB3-1654-1-W110 | 20,399 lm | 133 lm/W | - | PFASLEOJ |
| | | 5K | LHB3-1655-1-W110 | 20,773 lm | 135 lm/W | - | PW82LWDK |
| 220W | 4K | LHB3-2204-1-W110 | 30,394 lm | 140 lm/W | - | P6P4146B | |
| | 5K | LHB3-2205-1-W110 | 30,769 lm | 142 lm/W | - | P3IOC211 | |
| 120-277/347V | 90W | 4K | LHB3-904-3-W210 | 13,518 lm | 148 lm/W | - | PW657SSO |
| | | 5K | LHB3-905-3-W210 | 13,484 lm | 150 lm/W | - | P3BDFNXD |
| | 135W | 4K | LHB3-1354-3-W210 | 20,296 lm | 144 lm/W | - | P9XJKHL3 |
| | | 5K | LHB3-1355-3-W210 | 20,196 lm | 145 lm/W | - | PC87ACS8 |
| | 165W | 4K | LHB3-1654-3-W210 | 22,886 lm | 142 lm/W | - | PR818AUL |
| | | 5K | LHB3-1655-3-W210 | 23,156 lm | 143 lm/W | - | P30PU2FL |
| 220W | 4K | LHB3-2204-3-W210 | 31,657 lm | 142 lm/W | - | PEA3ZYJ2 | |
| | 5K | LHB3-2205-3-W210 | 31,905 lm | 143 lm/W | - | P3JOLTNL | |
| 277-480V | 90W | 4K | LHB3-904-2-W210 | 12,000 lm | 135 lm/W | - | PWSJFG61 |
| | | 5K | LHB3-905-2-W210 | 12,663 lm | 141 lm/W | - | PVMSGZ7T |
| | 135W | 4K | LHB3-1354-2-W210 | 19,182 lm | 143 lm/W | - | PY55MRCR |
| | | 5K | LHB3-1355-2-W210 | 18,503 lm | 142 lm/W | - | PVUD20T0 |
| | 165W | 4K | LHB3-1654-2-W210 | 20,076 lm | 129 lm/W | P6DUE7G | - |
| | | 5K | LHB3-1655-2-W210 | 20,444 lm | 132 lm/W | - | PV81QSC4 |
| 220W | 4K | LHB3-2204-2-W210 | 31,140 lm | 142 lm/W | - | P2LXQHJE | |
| | 5K | LHB3-2205-2-W210 | 31,150 lm | 142 lm/W | - | POBCFENG | |

PACKING INFORMATION

| MODEL | CASE QUANTITY | PALLET QUANTITY |
|-------|---------------|-----------------|
| 90W | CASE OF 2 | 48 |
| 135W | CASE OF 2 | 48 |
| 165W | CASE OF 2 | 56 |
| 220W | CASE OF 2 | 56 |

OPTIONAL ACCESSORIES

MOUNTING & PROTECTION ACCESSORIES

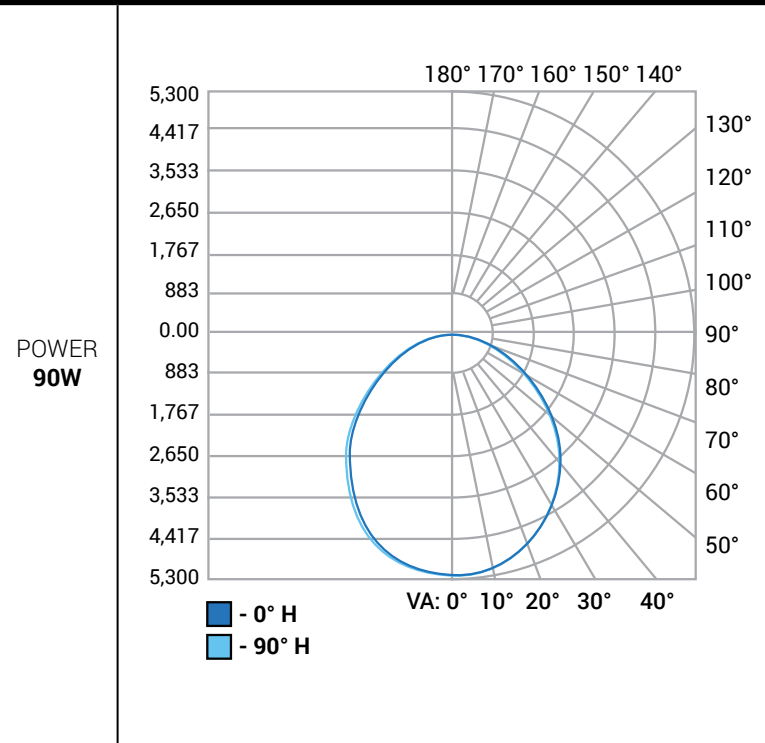
| IMAGE | DESCRIPTION | MODEL NUMBER |
|---|---|--|
|  | Aircraft Cable Kit for LHB3 Linear High Bays Each set includes 2 y-style aircraft cables with carabiners | LHB-ACK3 (all models) |
|  | Pendant Mount Kit for LHB3 Linear High Bays Each set includes 1 pendant mount bracket and hardware | LHB-PMK13 (120-277 and 120-277/347V models) LHB-PMK23 (277-480V models) |
|  | Threaded Rod Mount/Surface Mount Kit for LHB3 Linear High Bays Each set includes 2 brackets and hardware | LHB-TRSMK13 (120-277 and 120-277/347V models) LHB-TRSMK23 (277-480V models) |
|  | Ganging Kit for LHB3 Linear High Bays Each set includes 1 ganging kit | LHB-GK3 (120-277 and 120-277/347V models) LHB-GK3-2 (277-480V models) |
|  | Wireguards for LHB3 Linear High Bays Each set includes 2 wireguards | LHB-WG3 (120-277 and 120-277/347V models) LHB-WG2203 (277-480V models) |

ELECTRICAL INFORMATION

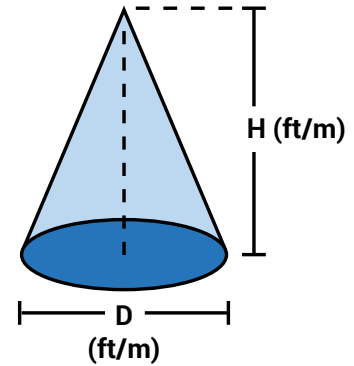
| INPUT VOLTAGE | POWER (W) | APPARENT POWER (VA) | SYSTEM POWER (W) | CURRENT DRAW AT 120V _{ac} | CURRENT DRAW AT 208V _{ac} | CURRENT DRAW AT 240V _{ac} | CURRENT DRAW AT 277V _{ac} | CURRENT DRAW AT 347V _{ac} | CURRENT DRAW AT 480V _{ac} |
|---------------|-----------|---------------------|--------------------|------------------------------------|------------------------------------|------------------------------------|------------------------------------|------------------------------------|------------------------------------|
| 120-277V | 90W | 93.6VA | 92.0W | 0.750A | 0.432A | 0.375A | 0.325A | - | - |
| | 135W | 141.0VA | 134.3W | 1.125A | 0.649A | 0.562A | 0.487A | - | - |
| | 165W | 162.0VA | 153.6W | 1.375A | 0.793A | 0.687A | 0.596A | - | - |
| | 220W | 221.6VA | 216.8W | 1.880A | 1.050A | 0.910A | 0.800A | - | - |
| 120-277/347V | 90W | 91.2VA | 91.2W | 0.760A | 0.440A | 0.380A | 0.330A | 0.277A | - |
| | 135W | 139.4VA | 140.6W | 1.162A | 0.681A | 0.591A | 0.522A | 0.437A | - |
| | 165W | 161.2VA | 160.2W | 1.344A | 0.778A | 0.676A | 0.589A | 0.491A | - |
| | 220W | 218.5VA | 221.6W | 1.820A | 1.030A | 0.897A | 0.783A | 0.634A | - |
| 277-480V | 90W | 93.3VA | 89.0W | - | - | - | 0.325A | 0.259A | 0.187A |
| | 135W | 140.0VA | 133.0W | - | - | - | 0.487A | 0.389A | 0.281A |
| | 165W | 162.0VA | 155.0W | - | - | - | 0.596A | 0.475A | 0.344A |
| | 220W | 228.0VA | 218.8W | - | - | - | 0.870A | 0.690A | 0.500A |
| INPUT VOLTAGE | POWER (W) | | INRUSH CURRENT (A) | | DRIVER SURGE PROTECTION | | | | |
| 120-277V | 90W | | <65A | | L-N:2KV L/N-PE: 4KV | | | | |
| | 135W | | <65A | | | | | | |
| | 165W | | <65A | | | | | | |
| | 220W | | <170A | | | | | | |
| 120-277/347V | 90W | | <60A | | L-N:2KV L/N-PE: 4KV | | | | |
| | 135W | | <60A | | | | | | |
| | 165W | | <60A | | | | | | |
| | 220W | | <60A | | | | | | |
| 277-480 | 90W | | <65A | | L-N:6KV L/N-PE: 10KV | | | | |
| | 135W | | <90A | | | | | | |
| | 165W | | <90A | | | | | | |
| | 220W | | <90A | | | | | | |

PHOTOMETRIC INFORMATION

POLAR CANDELA DISTRIBUTION

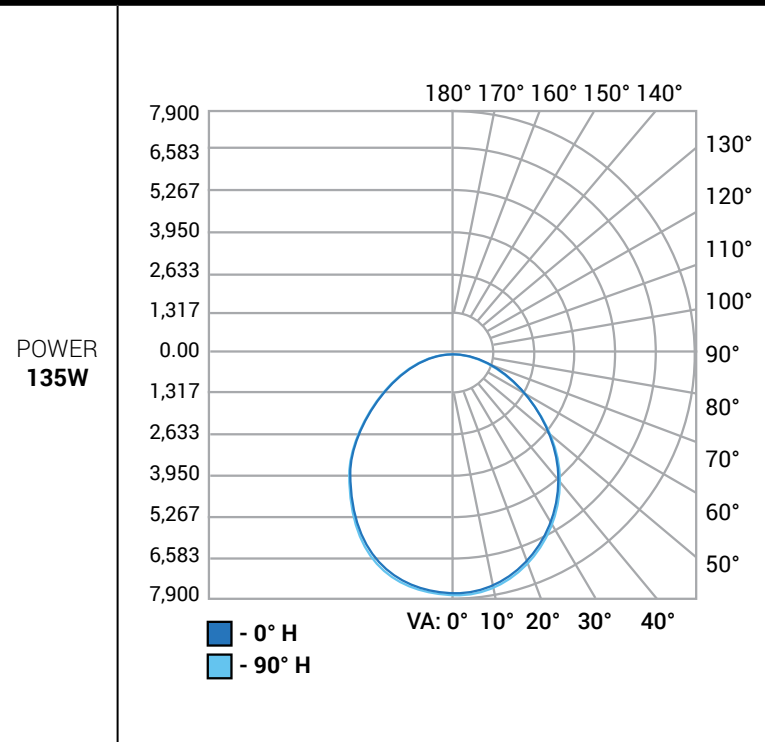


ILLUMINANCE AT A DISTANCE

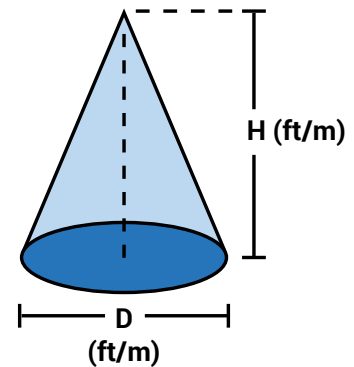


| H (ft/m) | LUX | FC | D (ft/m) |
|------------|--------|-------|---------------|
| 6.6' (2m) | 1301.4 | 120.9 | 16.4' (5.0m) |
| 9.8' (3m) | 535.1 | 49.7 | 24.6' (7.5m) |
| 13.1' (4m) | 301.0 | 28.0 | 32.9' (10.0m) |
| 16.4' (5m) | 192.6 | 17.9 | 41.1' (12.5m) |
| 19.7' (6m) | 133.8 | 12.4 | 49.3' (15.0m) |

POLAR CANDELA DISTRIBUTION



ILLUMINANCE AT A DISTANCE



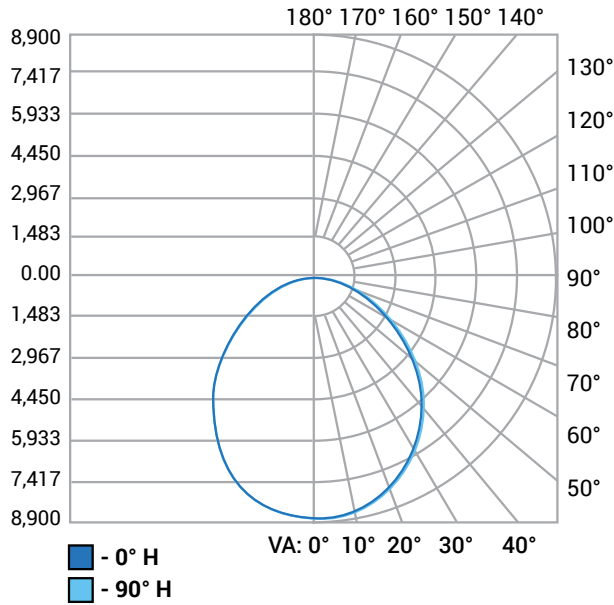
| H (ft/m) | LUX | FC | D (ft/m) |
|------------|---------|-------|---------------|
| 6.6' (2m) | 1,963.3 | 182.4 | 16.4' (5.0m) |
| 9.8' (3m) | 872.6 | 81.1 | 24.6' (7.5m) |
| 13.1' (4m) | 490.8 | 45.6 | 32.9' (10.0m) |
| 16.4' (5m) | 314.1 | 29.2 | 41.1' (12.5m) |
| 19.7' (6m) | 218.2 | 18.6 | 49.3' (15.0m) |

*Based on operation at 4000K & 120V.

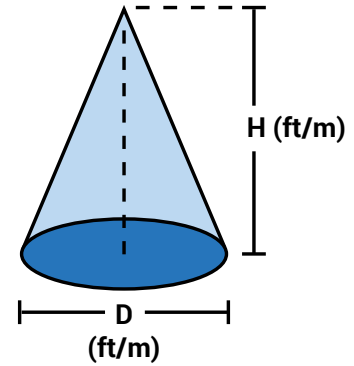
PHOTOMETRIC INFORMATION

POLAR CANDELA DISTRIBUTION

**POWER
165W**



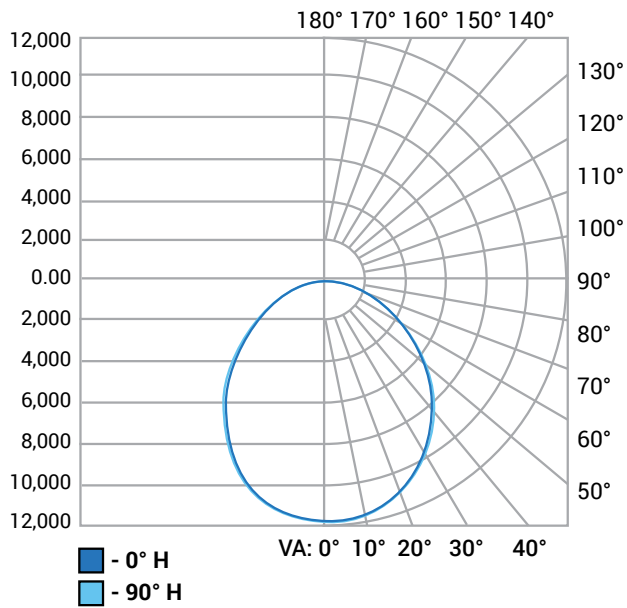
ILLUMINANCE AT A DISTANCE



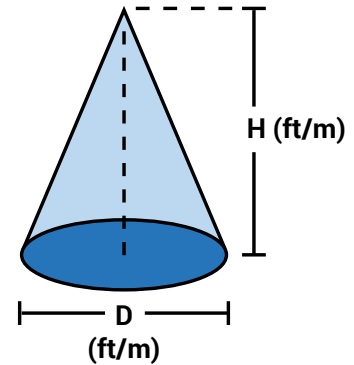
| H (ft/m) | LUX | FC | D (ft/m) |
|------------|---------|-------|---------------|
| 6.6' (2m) | 2,217.5 | 206.0 | 16.4' (5.0m) |
| 9.8' (3m) | 985.5 | 91.6 | 24.6' (7.5m) |
| 13.1' (4m) | 554.4 | 51.5 | 32.9' (10.0m) |
| 16.4' (5m) | 354.8 | 33.0 | 41.1' (12.5m) |
| 19.7' (6m) | 246.1 | 22.9 | 49.3' (15.0m) |

POLAR CANDELA DISTRIBUTION

**POWER
220W**



ILLUMINANCE AT A DISTANCE



| H (ft/m) | LUX | FC | D (ft/m) |
|------------|---------|-------|---------------|
| 6.6' (2m) | 2,893.9 | 268.9 | 16.4' (5.0m) |
| 9.8' (3m) | 1,286.2 | 119.5 | 24.6' (7.5m) |
| 13.1' (4m) | 723.5 | 67.2 | 32.9' (10.0m) |
| 16.4' (5m) | 463.0 | 43.0 | 41.1' (12.5m) |
| 19.7' (6m) | 321.6 | 29.9 | 49.3' (15.0m) |

*Based on operation at 4000K & 120V.