





[Ui] rated insulation voltage	Power circuit 600 V UL 508 Power circuit 690 V IEC 60947-4-1 Signalling circuit 690 V IEC 60947-4-1 Signalling circuit 690 V IEC 60947-5-1 Signalling circuit 600 V UL 508 Power circuit 600 V CSA C22.2 No 14 Signalling circuit 600 V CSA C22.2 No 14
Electrical durability	1.3 Mcycles 6 A AC-3 <= 440 V 1.3 Mcycles 6 A AC-3e <= 440 V 0.05 Mcycles 36 A AC-4 <= 440 V
Interlocking type	Mechanical
Mounting Support	Rail Plate
Standards	EN/IEC 60947-4-1 GB/T 14048.4 UL 60947-4-1 CSA C22.2 No 60947-4-1 JIS C8201-4-1
Product Certifications	CB Scheme[RETURN]CCC[RETURN]UL[RETURN]CSA[RETURN]EA
Connections - terminals	Screw clamp terminals 1 0.00...0.01 in <sup>2</sup> (1.5...4 mm <sup>2</sup> )solid Screw clamp terminals 1 0.00...0.01 in <sup>2</sup> (0.75...4 mm <sup>2</sup> )flexible without cable end Screw clamp terminals 1 0.00...0.00 in <sup>2</sup> (0.34...2.5 mm <sup>2</sup> )flexible with cable end Screw clamp terminals 2 0.00...0.01 in <sup>2</sup> (1.5...4 mm <sup>2</sup> )solid Screw clamp terminals 2 0.00...0.01 in <sup>2</sup> (0.75...4 mm <sup>2</sup> )flexible without cable end Screw clamp terminals 2 0.00...0.00 in <sup>2</sup> (0.34...1.5 mm <sup>2</sup> )flexible with cable end
Tightening torque	7.08...11.51 Lbf.In (0.8...1.3 N.m) screw clamp terminals Philips No 2 7.08...11.51 Lbf.In (0.8...1.3 N.m) screw clamp terminals flat Ø 6 mm 7.08...11.51 lbf.in (0.8...1.3 N.m) screw clamp terminals pozidriv No 2
Operating time	10...20 ms coil de-energisation and NO opening 30...40 ms coil energisation and NO closing
Safety reliability level	B10d = 1369863 cycles contactor with nominal load EN/ISO 13849-1 B10d = 20000000 cycles contactor with mechanical load EN/ISO 13849-1
Mechanical durability	5 Mcycles
Maximum operating rate	3600 cyc/h

## Complementary

Coil technology	Built-in bidirectional peak limiting diode suppressor
Control circuit voltage limits	Operational: 0.7...1.30 U <sub>c</sub> (at <122 °F (50 °C)) Drop-out: 0.1...0.7 U <sub>c</sub> (at <122 °F (50 °C))
Inrush power in W	1.8 W 68 °F (20 °C))
Hold-in power consumption in W	1.8 W 68 °F (20 °C)
Heat dissipation	1.8 W
Auxiliary contacts type	Instantaneous 1 NO
Minimum switching current	5 mA for signalling circuit
Minimum switching voltage	17 V for signalling circuit
Non overlap distance	0.02 in (0.5 mm)
Insulation resistance	> 10 MOhm for signalling circuit

## Environment

IP degree of protection	IP20 VDE 0106
Protective treatment	TC IEC 60068 TC DIN 50016
Ambient Air Temperature for Operation	-13...122 °F (-25...50 °C)
Ambient Air Temperature for Storage	-58...176 °F (-50...80 °C)
Operating altitude	6561.68 ft (2000 m) without derating
Flame retardance	V1 conforming to UL 94 Requirement 2 conforming to NF F 16-101 Requirement 2 conforming to NF F 16-102
Mechanical robustness	Shocks contactor closed, on Z axis15 Gn for 11 ms IEC 60068-2-27 Shocks contactor opened, on Z axis10 Gn for 11 ms IEC 60068-2-27 Vibrations contactor closed4 Gn, 5...300 Hz IEC 60068-2-6 Vibrations contactor opened2 Gn, 5...300 Hz IEC 60068-2-6 Shocks contactor opened, on X axis10 Gn for 11 ms IEC 60068-2-27 Shocks contactor opened, on Y axis6 Gn for 11 ms IEC 60068-2-27 Shocks contactor closed, on X axis15 Gn for 11 ms IEC 60068-2-27 Shocks contactor closed, on Y axis10 Gn for 11 ms IEC 60068-2-27
Height	2.28 in (58 mm)
Width	3.54 in (90 mm)
Depth	2.24 in (57 mm)
Net Weight	1.08 lb(US) (0.49 kg)





## Ordering and shipping details

Category	22322-CTR,K-LINE,DC,OPEN,REV
Discount Schedule	I12
GTIN	3389110500806
Returnability	No
Country of origin	FR

## Packing Units

Unit Type of Package 1	PCE
Number of Units in Package 1	1
Package 1 Height	2.56 in (6.500 cm)
Package 1 Width	3.62 in (9.200 cm)
Package 1 Length	2.36 in (6.000 cm)
Package 1 Weight	15.73 oz (446.0 g)
Unit Type of Package 2	S02
Number of Units in Package 2	20
Package 2 Height	5.91 in (15.000 cm)
Package 2 Width	11.81 in (30.000 cm)
Package 2 Length	15.75 in (40.000 cm)
Package 2 Weight	20.51 lb(US) (9.302 kg)

## Offer Sustainability

Sustainable offer status	Green Premium product
California proposition 65	WARNING: This product can expose you to chemicals including: Antimony oxide & Antimony trioxide, which is known to the State of California to cause cancer. For more information go to <a href="http://www.P65Warnings.ca.gov">www.P65Warnings.ca.gov</a>
REACH Regulation	 <a href="#">REACH Declaration</a>
REACH free of SVHC	Yes
EU RoHS Directive	Compliant  <a href="#">EU RoHS Declaration</a>
Toxic heavy metal free	Yes
Mercury free	Yes
China RoHS Regulation	 <a href="#">China RoHS Declaration</a>
RoHS exemption information	 Yes

---

Environmental Disclosure	<a href="#">Product Environmental Profile</a>
Circularity Profile	<a href="#">End Of Life Information</a>
WEEE	The product must be disposed on European Union markets following specific waste collection and never end up in rubbish bins.

---

### Contractual warranty

---

Warranty	18 months
----------	-----------

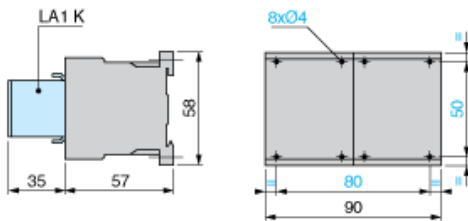
---

---

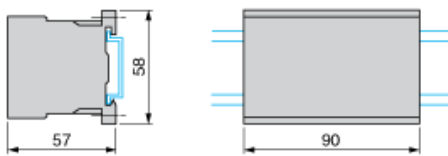
Dimensions

---

Reversing Contactors LC2 K, LP2 K, LP5 K: Mounting on Panel

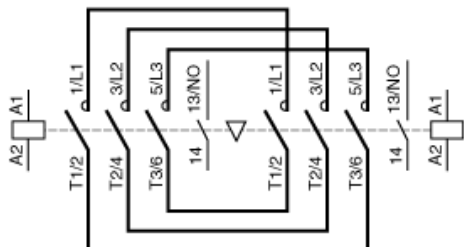


Reversing Contactors LC2 K, LP2 K, LP5 K: Mounting on Rail AM1 DP200 or AM1 DE200 (35 mm)

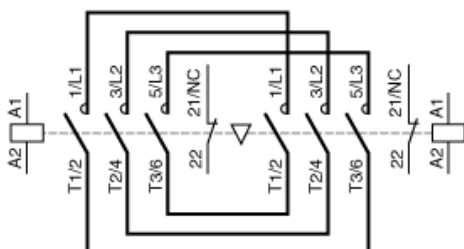


Wiring

3-Pole Reversing Contactors with Screw Clamp Connections: 3P + N/O



3-Pole Reversing Contactors with Screw Clamp Connections: 3P + N/C



With Integral Suppression Device LP5 K

