

LC1D65A6MD

IEC contactor, TeSys Deca, nonreversing, 65A, 40HP at 480VAC, 3 phase, 3 pole, 3 NO, 220VDC coil, open style



Main

| | |
|--------------------------------|--|
| Range | TeSys TeSys Deca |
| Range of Product | TeSys Deca |
| Product or Component Type | Contactors |
| Device short name | LC1D |
| Contactor application | Motor control Resistive load |
| Utilisation category | AC-4 AC-1 AC-3 AC-3e |
| Poles description | 3P |
| [Ue] rated operational voltage | Power circuit <= 690 V AC 25...400 Hz Power circuit <= 300 V DC |
| [Ie] rated operational current | 80 A (at <140 °F (60 °C)) at <= 440 V AC AC-1 for power circuit 65 A (at <140 °F (60 °C)) at <= 440 V AC AC-3 for power circuit 65 A (at <140 °F (60 °C)) at <= 440 V AC AC-3e for power circuit |
| [Uc] control circuit voltage | 220 V DC |

Complementary

| | |
|---|---|
| Motor power kW | 11 KW at 400 V AC 50/60 Hz (AC-4) 18.5 KW at 220...230 V AC 50/60 Hz (AC-3) 30 KW at 380...400 V AC 50/60 Hz (AC-3) 37 KW at 500 V AC 50/60 Hz (AC-3) 37 KW at 660...690 V AC 50/60 Hz (AC-3) 18.5 KW at 220...230 V AC 50/60 Hz (AC-3e) 30 KW at 380...400 V AC 50/60 Hz (AC-3e) 37 KW at 500 V AC 50/60 Hz (AC-3e) 37 KW at 660...690 V AC 50/60 Hz (AC-3e) |
| Maximum Horse Power Rating | 40 Hp at 460/480 V AC 50/60 Hz for 3 phase motors 5 Hp at 115 V AC 50/60 Hz for 1 phase motors 10 Hp at 230/240 V AC 50/60 Hz for 1 phase motors 20 Hp at 200/208 V AC 50/60 Hz for 3 phase motors 20 Hp at 230/240 V AC 50/60 Hz for 3 phase motors 50 hp at 575/600 V AC 50/60 Hz for 3 phase motors |
| Compatibility code | LC1D |
| Pole contact composition | 3 NO |
| Contact compatibility | M4 |
| Protective cover | With |
| [Ith] conventional free air thermal current | 10 A (at 140 °F (60 °C)) for signalling circuit 80 A (at 140 °F (60 °C)) for power circuit |
| Irms rated making capacity | 140 A AC for signalling circuit conforming to IEC 60947-5-1 250 A DC for signalling circuit conforming to IEC 60947-5-1 1000 A at 440 V for power circuit conforming to IEC 60947 |
| Rated breaking capacity | 1000 A at 440 V for power circuit conforming to IEC 60947 |

The information provided in this documentation contains general descriptions and/or technical characteristics of the performance of the products contained herein. This documentation is not intended as a substitute for and is not to be used for determining suitability or reliability of these products for specific user applications. It is the duty of any such user or integrator to perform the appropriate and complete risk analysis, evaluation and testing of the products with respect to the relevant specific application or use thereof. Neither Schneider Electric Industries SAS nor any of its affiliates or subsidiaries shall be responsible or liable for misuse of the information contained herein.

| | |
|---|--|
| [I _{cw}] rated short-time withstand current | 640 A 104 °F (40 °C) - 10 s for power circuit 900 A 104 °F (40 °C) - 1 s for power circuit 110 A 104 °F (40 °C) - 10 min for power circuit 260 A 104 °F (40 °C) - 1 min for power circuit 100 A - 1 s for signalling circuit 120 A - 500 ms for signalling circuit 140 A - 100 ms for signalling circuit |
| Associated fuse rating | 10 A gG for signalling circuit conforming to IEC 60947-5-1 125 A gG at ≤ 690 V coordination type 1 for power circuit 125 A gG at ≤ 690 V coordination type 2 for power circuit |
| Average impedance | 1.5 mOhm - Ith 80 A 50 Hz for power circuit |
| Power dissipation per pole | 9.6 W AC-1 6.3 W AC-3 6.3 W AC-3e |
| [U _i] rated insulation voltage | Power circuit 600 V CSA Power circuit 600 V UL Signalling circuit 690 V IEC 60947-1 Signalling circuit 600 V CSA Signalling circuit 600 V UL Power circuit 690 V IEC 60947-4-1 |
| Overvoltage category | III |
| Pollution degree | 3 |
| [U _{imp}] rated impulse withstand voltage | 6 kV IEC 60947 |
| Safety reliability level | B10d = 1369863 cycles contactor with nominal load EN/ISO 13849-1 B10d = 20000000 cycles contactor with mechanical load EN/ISO 13849-1 |
| Mechanical durability | 10 Mcycles |
| Electrical durability | 0.5 Mcycles 80 A AC-1 ≤ 440 V 1.45 Mcycles 65 A AC-3 ≤ 440 V 1.45 Mcycles 65 A AC-3e ≤ 440 V |
| Control circuit type | DC standard |
| Coil technology | Built-in bidirectional peak limiting diode suppressor |
| Control circuit voltage limits | 0.1...0.3 U _c -40...158 °F (-40...70 °C) drop-out DC 0.75...1.25 U _c -40...140 °F (-40...60 °C) operational DC 1...1.25 U _c 140...158 °F (60...70 °C) operational DC |
| Inrush power in W | 19 W 68 °F (20 °C)) |
| Hold-in power consumption in W | 7.4 W 68 °F (20 °C) |
| Operating time | 42.5...57.5 ms closing 16...24 ms opening |
| Time constant | 34 ms |
| Maximum operating rate | 3600 cyc/h 140 °F (60 °C) |
| Connections - terminals | Control circuit: lugs-ring terminals - external diameter: 0.31 in (8 mm) Power circuit: lugs-ring terminals - external diameter: 0.65 in (16.5 mm) |
| Tightening torque | Control circuit 15.05 lbf.in (1.7 N.m) EverLink BTR screw connectors flat Ø 6 mm M3.5 Control circuit 15.05 lbf.in (1.7 N.m) EverLink BTR screw connectors Philips No 2 M3.5 Power circuit 53.10 lbf.in (6 N.m) EverLink BTR screw connectors hexagonal 0.39 in (10 mm) M6 Control circuit 15.05 lbf.in (1.7 N.m) EverLink BTR screw connectors pozidriv No 2 Power circuit 22.13 lbf.in (2.5 N.m) EverLink BTR screw connectors pozidriv No 2 |
| Auxiliary contact composition | 1 NO + 1 NC |
| Auxiliary contacts type | Mechanically linked 1 NO + 1 NC IEC 60947-5-1 Mirror contact 1 NC IEC 60947-4-1 |
| Signalling circuit frequency | 25...400 Hz |
| Minimum switching voltage | 17 V for signalling circuit |
| Minimum switching current | 5 mA for signalling circuit |
| Insulation resistance | > 10 MOhm for signalling circuit |
| Non-overlap time | 1.5 Ms on de-energisation between NC and NO contact 1.5 ms on energisation between NC and NO contact |
| Mounting Support | Rail Plate |

Environment

| | |
|---|--|
| Standards | CSA C22.2 No 14 EN 60947-4-1 EN 60947-5-1 IEC 60947-4-1 IEC 60947-5-1 UL 508 IEC 60335-1 |
| Product Certifications | UL[RETURN]CSA[RETURN]CCC[RETURN]GOST |
| IP degree of protection | IP20 front face IEC 60529 |
| Protective treatment | THIEC 60068-2-30 |
| Climatic withstand | IACS E10 exposure to damp heat IEC 60947-1 Annex Q category D exposure to damp heat |
| Permissible ambient air temperature around the device | -40...140 °F (-40...60 °C) 140...158 °F (60...70 °C) with derating |
| Operating altitude | 0...9842.52 ft (0...3000 m) |
| Fire resistance | 1562 °F (850 °C) IEC 60695-2-1 |
| Flame retardance | V1 conforming to UL 94 |
| Mechanical robustness | Vibrations contactor open 2 Gn, 5...300 Hz) Vibrations contactor closed 4 Gn, 5...300 Hz) Shocks contactor closed 15 Gn for 11 ms) Shocks contactor open 10 Gn for 11 ms) |
| Height | 4.80 in (122 mm) |
| Width | 2.17 in (55 mm) |
| Depth | 4.72 in (120 mm) |
| Net Weight | 2.06 lb(US) (0.935 kg) |







Ordering and shipping details

| | |
|-------------------|-------------------------------------|
| Category | 22358-CTR, TESYS D, OPEN, 40-65A DC |
| Discount Schedule | I12 |
| GTIN | 3389118329102 |
| Returnability | No |
| Country of origin | FR |

Packing Units

| | |
|------------------------------|--------------------|
| Unit Type of Package 1 | PCE |
| Number of Units in Package 1 | 1 |
| Package 1 Height | 2.36 in (6.0 cm) |
| Package 1 Width | 5.51 in (14.0 cm) |
| Package 1 Length | 5.91 in (15.0 cm) |
| Package 1 Weight | 29.98 oz (850.0 g) |

Offer Sustainability

| | |
|----------------------------|---|
| Sustainable offer status | Green Premium product |
| California proposition 65 | WARNING: This product can expose you to chemicals including: Antimony oxide & Antimony trioxide, which is known to the State of California to cause cancer. For more information go to www.P65Warnings.ca.gov |
| REACH Regulation |  REACH Declaration |
| REACH free of SVHC | Yes |
| EU RoHS Directive | Compliant  EU RoHS Declaration |
| Mercury free | Yes |
| China RoHS Regulation |  China RoHS Declaration |
| RoHS exemption information |  Yes |
| Environmental Disclosure |  Product Environmental Profile |
| Circularity Profile |  End Of Life Information |

| | |
|----------|--|
| WEEE | The product must be disposed on European Union markets following specific waste collection and never end up in rubbish bins. |
| PVC free | Yes |

Contractual warranty

| | |
|----------|-----------|
| Warranty | 18 months |
|----------|-----------|
