

## 3" Core Wire & Cable Materials:

### B-427 Self-Laminating Vinyl Material

Color: White/Translucent Finish: Matte Printable Zone/Translucent Wrap

Brady's most popular wire and cable marker. Self-laminating vinyl features white printable area with a clear "tail" that wraps around marker. Tail serves as overlaminates to protect the print. Superior resistance to abrasion, solvents, water, oil and dirt.

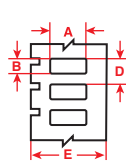


Figure 9

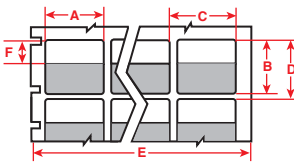


Figure 12

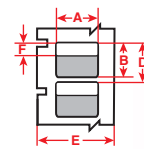


Figure 14



Performance Attributes:  

Diagram	Catalog #	Material	Color	Label Width A Inch (mm)	Label Height B Inch (mm)	Horiz. Repeat C Inch (mm)	Vert. Repeat D Inch (mm)	Web Width E Inch (mm)	Write On Area Height F Inch (mm)	Labels Per Row	Labels Per Pkg	Rec. Ribbon
Fig. 12	THT-80-427-5	Vinyl	White/Transparent	0.500 (12.7)	0.750 (19.1)	0.600 (15.2)	0.950 (24.1)	2.500 (63.5)	0.375 (9.5)	4	5,000	R4300
Fig. 12	THT-113-427-5	Vinyl	White/Transparent	0.500 (12.7)	1.000 (25.4)	0.600 (15.2)	1.125 (28.6)	2.500 (63.5)	0.375 (9.5)	4	5,000	R4300
Fig. 12	THT-114-427-5	Vinyl	White/Transparent	0.500 (12.7)	1.250 (31.8)	0.600 (15.2)	1.375 (34.9)	2.500 (63.5)	0.500 (12.7)	4	5,000	R4300
Fig. 12	THT-8-427-10	Vinyl	White/Transparent	0.500 (12.7)	1.437 (36.5)	0.662 (16.8)	1.625 (41.3)	3.350 (85.1)	0.500 (12.7)	5	10,000	R4311
Fig. 12	THT-56-427-10	Vinyl	White/Transparent	0.750 (19.1)	0.938 (23.8)	0.800 (20.3)	1.125 (28.6)	3.350 (85.1)	0.375 (9.5)	4	10,000	R4307
Fig. 12	THT-73-427-10	Vinyl	White/Transparent	0.750 (19.1)	1.750 (44.5)	0.800 (20.3)	1.875 (47.6)	3.350 (85.1)	0.500 (12.7)	4	10,000	R4307
Fig. 12	THT-74-427-10	Vinyl	White/Transparent	0.800 (20.3)	1.437 (36.5)	0.800 (20.3)	1.625 (41.3)	3.350 (85.1)	0.500 (12.7)	4	10,000	R4307
Fig. 12	THT-115-427-5	Vinyl	White/Transparent	1.000 (25.4)	0.750 (19.1)	1.100 (27.9)	0.875 (22.2)	2.300 (58.4)	0.375 (9.5)	2	5,000	R4302
Fig. 12	THT-116-427-5	Vinyl	White/Transparent	1.000 (25.4)	1.000 (25.4)	1.100 (27.9)	1.125 (28.6)	2.300 (58.4)	0.375 (9.5)	2	5,000	R4302
Fig. 12	THT-117-427-5	Vinyl	White/Transparent	1.000 (25.4)	1.250 (31.8)	1.100 (27.9)	1.375 (34.9)	2.300 (58.4)	0.500 (12.7)	2	5,000	R4302
Fig. 12	THT-9-427-10	Vinyl	White/Transparent	1.000 (25.4)	1.437 (36.5)	1.075 (27.3)	1.625 (41.3)	3.350 (85.1)	0.500 (12.7)	3	10,000	R4307
Fig. 12	THT-9-427-KIT	(Kit contains: Two THT-9-427-10 material rolls and three R4300 print ribbons)										
Fig. 12	THT-75-427-3	Vinyl	White/Transparent	1.000 (25.4)	2.250 (57.2)	1.100 (27.9)	2.375 (60.3)	2.300 (58.4)	0.750 (19.1)	2	3,000	R4302
Fig. 12	THT-10-427-3	Vinyl	White/Transparent	1.000 (25.4)	3.750 (95.3)	1.075 (27.3)	4.000 (101.6)	3.350 (85.1)	1.000 (25.4)	3	3,000	R4300
Fig. 12	THT-81-427-1	Vinyl	White/Transparent	1.000 (25.4)	6.000 (152.4)	1.100 (27.9)	6.187 (157.2)	2.300 (58.4)	1.500 (38.1)	2	1,000	R4302
Fig. 9	THT-135-427-3-AW	Vinyl	White	1.500 (38.1)	0.750 (19.1)	-	0.875 (22.2)	1.700 (43.2)	0.750 (19.1)	1	3,000	R4302
Fig. 14	THT-118-427-5	Vinyl	White/Transparent	1.500 (38.1)	1.000 (25.4)	-	1.125 (28.5)	1.700 (43.1)	0.375 (9.5)	1	5,000	R4302
Fig. 14	THT-119-427-2.5	Vinyl	White/Transparent	1.500 (38.1)	1.500 (38.1)	-	1.625 (41.3)	1.700 (43.1)	0.500 (12.7)	1	2,500	R4302
Fig. 14	THT-120-427-5	Vinyl	White/Transparent	1.750 (44.5)	1.000 (25.4)	-	1.125 (28.5)	1.950 (49.5)	0.375 (9.5)	1	5,000	R4302
Fig. 14	THT-121-427-2.5	Vinyl	White/Transparent	1.750 (44.5)	1.500 (38.1)	-	1.625 (41.3)	1.950 (49.5)	0.500 (12.7)	1	2,500	R4302
Fig. 9	THT-137-427-3-AW	Vinyl	White	2.000 (50.8)	1.000 (25.4)	-	1.125 (28.6)	2.200 (55.9)	1.000 (25.4)	1	3,000	R4302
Fig. 14	THT-27-427-1	Vinyl	White/Transparent	2.000 (50.8)	3.750 (95.3)	-	4.000 (101.6)	2.200 (55.9)	1.000 (25.4)	1	1,000	R4302
Fig. 14	THT-82-427-0.5	Vinyl	White/Transparent	2.000 (50.8)	6.000 (152.4)	-	6.250 (158.8)	2.200 (55.9)	1.500 (38.1)	1	500	R4302
Fig. 14	THT-83-427-0.5	Vinyl	White/Transparent	2.000 (50.8)	7.000 (177.8)	-	7.187 (182.6)	2.200 (55.9)	1.500 (38.1)	1	500	R4302
Fig. 14	THT-26-427-1	Vinyl	White/Transparent	2.500 (63.5)	2.250 (57.2)	-	2.438 (61.9)	2.700 (68.6)	0.750 (19.1)	1	1,000	R4300
<b>NOTICE BBP®11 PRINTER ONLY: The following part numbers ending with "-SC" are 1" Small Core Rolls specially designed for use in the BBP11 Printer and do not require the BBP11 media adaptor accessory. View page 82 for more information.</b>												
Fig. 12	THT-80-427-2.5-SC	Vinyl	White/Transparent	0.500 (12.7)	0.750 (19.1)	0.600 (15.2)	0.950 (24.1)	2.500 (63.5)	0.375 (9.5)	4	2,500	R4313
Fig. 12	THT-8-427-5-SC	Vinyl	White/Transparent	0.500 (12.7)	1.437 (36.5)	0.662 (16.8)	1.625 (41.3)	3.350 (85.1)	0.500 (12.7)	5	5,000	R4313
Fig. 12	THT-56-427-5-SC	Vinyl	White/Transparent	0.750 (19.1)	0.938 (23.8)	0.800 (20.3)	1.125 (28.6)	3.350 (85.1)	0.375 (9.5)	4	5,000	R4313
Fig. 12	THT-74-427-5-SC	Vinyl	White/Transparent	0.800 (20.3)	1.437 (36.5)	0.800 (20.3)	1.625 (41.3)	3.350 (85.1)	0.500 (12.7)	4	5,000	R4313
Fig. 12	THT-9-427-2.5-SC	Vinyl	White/Transparent	1.000 (25.4)	1.437 (36.5)	1.075 (27.3)	1.625 (41.3)	3.350 (85.1)	0.500 (12.7)	3	2,500	R4313
Fig. 12	THT-75-427-1.5-SC	Vinyl	White/Transparent	1.000 (25.4)	2.250 (57.2)	1.100 (27.9)	2.375 (60.3)	2.300 (58.4)	0.750 (19.1)	2	1,500	R4313
Fig. 12	THT-10-427-1.5-SC	Vinyl	White/Transparent	1.000 (25.4)	3.750 (95.3)	1.075 (27.3)	4.000 (101.6)	3.350 (85.1)	1.000 (25.4)	3	1,500	R4313
Fig. 12	THT-81-427-5-SC	Vinyl	White/Transparent	1.000 (25.4)	6.000 (152.4)	1.100 (27.9)	6.187 (157.2)	2.300 (58.4)	1.500 (38.1)	2	500	R4313
Fig. 9	THT-135-427-2-AWSC	Vinyl	White	1.500 (38.1)	0.750 (19.1)	-	0.875 (22.2)	1.700 (43.2)	0.750 (19.1)	1	2,000	R4313
Fig. 14	THT-119-427-1-SC	Vinyl	White/Transparent	1.500 (38.1)	1.500 (38.1)	-	1.625 (41.3)	1.700 (43.1)	0.500 (12.7)	1	1,000	R4313
Fig. 14	THT-121-427-1-SC	Vinyl	White/Transparent	1.750 (44.5)	1.500 (38.1)	-	1.625 (41.3)	1.950 (49.5)	0.500 (12.7)	1	1,000	R4313
Fig. 14	THT-27-427-5-SC	Vinyl	White/Transparent	2.000 (50.8)	3.750 (95.3)	-	4.000 (101.6)	2.200 (55.9)	1.000 (25.4)	1	500	R4313
Fig. 14	THT-26-427-5-SC	Vinyl	White/Transparent	2.500 (63.5)	2.250 (57.2)	-	2.438 (61.9)	2.700 (68.6)	0.750 (19.1)	1	500	R4313



### Finding the correct label height for your Self Laminating labels

If you know your wire diameter or wire circumference, you can easily determine the correct label height by using the formula below.

**Step 1:** Wire Diameter  
 $\times 3.14 (\pi)$   
 = Wire Circumference

**Step 2:** Wire Circumference  
 $\times 1.5$  (allowing label to wrap 1.5 times around wire)  
 = Total Label Length

