



Main

Range of product	OsiSense XC
Series name	Special format
Product or component type	Microswitch
Device short name	XEP3
Detector design	Miniature, DIN 41635 A format
Head type	Plunger head
Lever material	Stainless steel
Lever fixing position	B
Movement of operating head	Linear
Type of operator	Flat lever
Switch actuation	Horizontal
Type of approach	Lateral approach
Electrical connection	6.35 mm cable clip tags
Contacts type and composition	1 C/O very low force
Contact operation	Snap action
Contacts material	AgNi

Complementary

Body material	Polyester
Maximum force for tripping	0.06 N lever fixing position in A 0.13 N lever fixing position in B 0.17 N lever fixing position in C
Minimum release force	0.01 N lever fixing position in A 0.03 N lever fixing position in B 0.03 N lever fixing position in C
Maximum permissible end of travel force	10 N lever fixing position in B 13 N lever fixing position in C 5 N lever fixing position in A

Disclaimer: This documentation is not intended as a substitute for and is not to be used for determining suitability or reliability of these products for specific user applications

Tripping point	0.60 in (15.2 mm) lever fixing position in A 0.60 in (15.2 mm) lever fixing position in B 0.60 in (15.2 mm) lever fixing position in C
Maximum differential travel	0.02 in (0.53 mm) lever fixing position in C 0.03 in (0.7 mm) lever fixing position in B 0.06 in (1.4 mm) lever fixing position in A
Minimum over travel	0.06 in (1.65 mm) lever fixing position in C 0.09 in (2.2 mm) lever fixing position in B 0.17 in (4.4 mm) lever fixing position in A
Inter contact distance	0.02 in (0.4 mm)
Contact code designation	B300, AC-15 (Ue = 240 V, Ie = 1.5 A) IEC 60947-5-1 appendix A D300, AC-15 (Ue = 240 V, Ie = 0.3 A) IEC 60947-5-1 appendix A
[Ith] conventional free air thermal current	5 A 250 V 50/60 Hz
Mechanical durability	50000000 cycles
Width	0.39 in (10 mm)
Height	0.63 in (16 mm)
Depth	1.10 in (28 mm)
Net weight	0.22 oz (6.3 g)
Terminals description ISO n°1	(1-2-4)OC

Environment

IP degree of protection	IP40
Ambient air temperature for operation	-13...257 °F (-25...125 °C)
Marking	CE
Standards	UL 1054 CURus IEC 60947-5-1 EN 60947-5-1 EN 61058

Packing Units

Unit Type of Package 1	PCE
Number of Units in Package 1	1
Package 1 Weight	0.25 oz (7 g)
Package 1 Height	0.39 in (1 cm)
Package 1 width	1.18 in (3 cm)
Package 1 Length	2.17 in (5.5 cm)

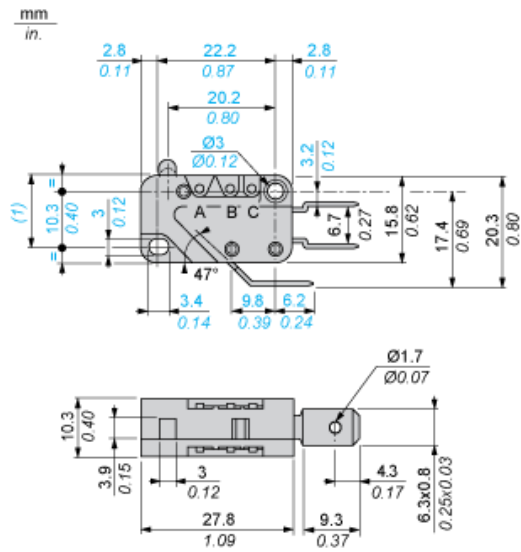
Offer Sustainability

Sustainable offer status	Green Premium product
REACH Regulation	REACH Declaration
EU RoHS Directive	Pro-active compliance (Product out of EU RoHS legal scope) EU RoHS Declaration
Mercury free	Yes
RoHS exemption information	Yes
Environmental Disclosure	Product Environmental Profile

Contractual warranty

Warranty	18 months
----------	-----------

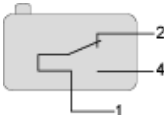
Dimensions



(1) 13.2 max.

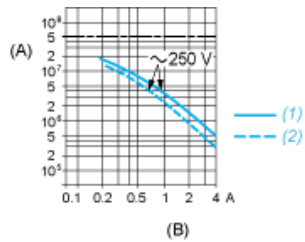
Wiring Diagram

Single-pole CO Snap Action



- 1 : Black
- 2 : Grey
- 4 : Blue

Operating Curves



- (A) Number of cycles
- (B) Current
- 1 : Resistive circuit
- 2 : Inductive circuit