



Main

Range of product	OsiSense XC
Series name	Special format
Product or component type	Microswitch
Device short name	XEP3
Detector design	Miniature, DIN 41635 A format
Head type	Plunger head
Lever material	Stainless steel
Lever fixing position	B
Movement of operating head	Linear
Type of operator	Flat lever
Switch actuation	Horizontal
Type of approach	Lateral approach
Electrical connection	6.35 mm cable clip tags
Contacts type and composition	1 C/O standard
Contact operation	Snap action
Contacts material	AgNi

Complementary

Body material	Polyester
Maximum force for tripping	0.2 N lever fixing position in A 0.4 N lever fixing position in B 0.53 N lever fixing position in C
Minimum release force	0.05 N lever fixing position in A 0.1 N lever fixing position in B 0.13 N lever fixing position in C
Maximum permissible end of travel force	10 N lever fixing position in B 13 N lever fixing position in C 5 N lever fixing position in A

Tripping point	0.60 in (15.2 mm) lever fixing position in A 0.60 in (15.2 mm) lever fixing position in B 0.60 in (15.2 mm) lever fixing position in C
Maximum differential travel	0.02 in (0.53 mm) lever fixing position in C 0.03 in (0.7 mm) lever fixing position in B 0.06 in (1.4 mm) lever fixing position in A
Minimum over travel	0.07 in (1.8 mm) lever fixing position in C 0.09 in (2.4 mm) lever fixing position in B 0.19 in (4.8 mm) lever fixing position in A
Inter contact distance	0.02 in (0.4 mm)
Contact code designation	B300, AC-15 (Ue = 240 V, Ie = 1.5 A)EN/IEC 60947-5-1 appendix A R300, DC-13 (Ue = 250 V, Ie = 0.1 A)EN/IEC 60947-5-1 appendix A
[Ith] conventional free air thermal current	15 A 250 V 50/60 Hz
Mechanical durability	20000000 cycles
Width	0.39 in (10 mm)
Height	0.63 in (16 mm)
Depth	1.10 in (28 mm)
Net weight	0.22 oz (6.3 g)
Terminals description ISO n°1	(1-2-4)OC

Environment

IP degree of protection	IP40
Ambient air temperature for operation	-13...257 °F (-25...125 °C)
Marking	CE
Standards	CURus IEC 60947-5-1 UL 1054 EN 61058 EN 60947-5-1

Packing Units

Unit Type of Package 1	PCE
Number of Units in Package 1	1
Package 1 Weight	0.21 oz (6 g)
Package 1 Height	0.59 in (1.5 cm)
Package 1 width	2.76 in (7 cm)
Package 1 Length	5.51 in (14 cm)
Unit Type of Package 2	BAG
Number of Units in Package 2	10
Package 2 Weight	2.40 oz (68 g)
Package 2 Height	2.76 in (7 cm)
Package 2 width	0.79 in (2 cm)
Package 2 Length	5.51 in (14 cm)
Unit Type of Package 3	S01
Number of Units in Package 3	200
Package 3 Weight	3.46 lb(US) (1.57 kg)
Package 3 Height	5.91 in (15 cm)
Package 3 width	5.91 in (15 cm)
Package 3 Length	15.75 in (40 cm)

Offer Sustainability

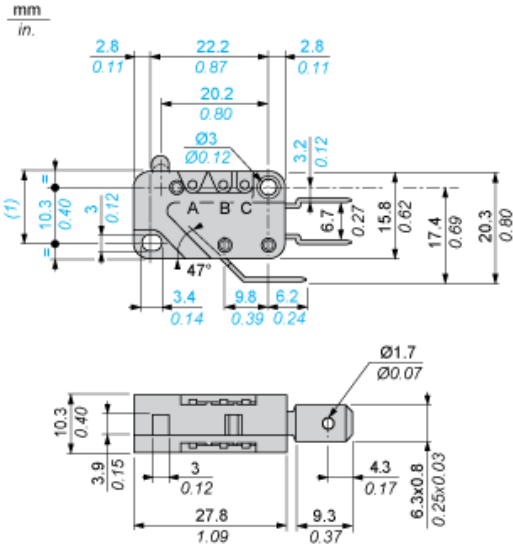
Sustainable offer status	Green Premium product
REACH Regulation	REACH Declaration
EU RoHS Directive	Pro-active compliance (Product out of EU RoHS legal scope) EU RoHS Declaration

Mercury free	Yes
RoHS exemption information	Yes
Environmental Disclosure	Product Environmental Profile

Contractual warranty

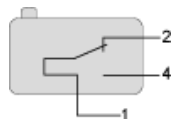
Warranty	18 months
----------	-----------

Dimensions



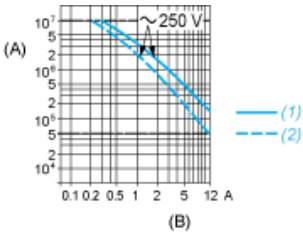
Wiring Diagram

Single-pole CO Snap Action



- 1 : Black
- 2 : Grey
- 4 : Blue

Operating Curves



- (A) Number of cycles
- (B) Current
- 1 : Resistive circuit
- 2 : Inductive circuit