

DRMKIT 24VDC 4CO LD

Weidmüller Interface GmbH & Co. KG
Klingenbergstraße 26
D-32758 Detmold
Germany

www.weidmueller.com

Product image



Similar to illustration

- Mounted kit consisting relay, socket and retaining clip
- 100 % function tested
- 100 % check of the dielectric strenght between input - output
- 4 CO contacts
- With mechanical status indicator
- Optional Test button with coloured identification of coils (AC red / DC blue)
- Bright status LED (AC coil: red / DC coil: green)

General ordering data

Version	D-SERIES DRM, Relay module, Number of contacts: 4, CO contact AgNi flash gold-plated, Rated control voltage: 24 V DC, Continuous current: 5 A, Screw connection, Test button available: No
Order No.	1542410000
Type	DRMKIT 24VDC 4CO LD
GTIN (EAN)	4050118347241
Qty.	10 pc(s).
Relevant relay	7760056088
Relevant base	7760056264

Creation date November 26, 2024 12:59:57 PM CET

Catalogue status 26.11.2024 / We reserve the right to make technical changes.

DRMKIT 24VDC 4CO LD

Weidmüller Interface GmbH & Co. KG

Klingenbergstraße 26

D-32758 Detmold

Germany

www.weidmueller.com

Technical data

Dimensions and weights

Depth	66.8 mm	Depth (inches)	2.63 inch
Height	79.9 mm	Height (inches)	3.146 inch
Width	27.2 mm	Width (inches)	1.071 inch
Net weight	93.35 g		

Temperatures

Storage temperature	-40 °C...70 °C	Operating temperature	-40 °C...60 °C
---------------------	----------------	-----------------------	----------------

Control side

Rated control voltage	24 V DC	Rated current DC	36.9 mA
Power rating	0.9 W	Coil resistance	630 Ω ± 10 %
Status indicator	Green LED	Protective circuit	Free-wheeling diode

Load side

Rated switching voltage	250 V AC	Continuous current	5 A
Max. switching frequency at rated load	0.1 Hz	Max. switching voltage, AC	250 V
Inrush current	10 A / 50 ms	AC switching capacity (resistive), max.	1250 VA
DC switching capacity (resistive), max.	120 W @ 24 V	Switch-on delay	<20 ms
Switch-off delay	<20 ms	Contact type	4 CO contact (AgNi flash gold-plated)
Mechanical service life	20 x 10 ⁶ switching cycles	Min. switching power	10 mA @ 12 V, 100 mA @ 5 V

General data

Rail	TS 35	
Test button available	No	
Mechanical switch position indicator	Yes	
Colour	black	
UL94 flammability rating component	Component	Relay test button
	UL94 flammability rating	HB
	Component	Relay status indicator
	UL94 flammability rating	HB
	Component	Relay baseplate
	UL94 flammability rating	V-0
	Component	Relay cover
	UL94 flammability rating	V-2
	Component	Retaining clip
	UL94 flammability rating	HB
	Component	Mounting foot
	UL94 flammability rating	HB
	Component	Housing
	UL94 flammability rating	V-2

DRMKIT 24VDC 4CO LD

Weidmüller Interface GmbH & Co. KG

Klingenbergstraße 26

D-32758 Detmold

Germany

www.weidmueller.com

Technical data

Insulation coordination

Rated voltage	250 V	Pollution severity	2
Surge voltage category	III	Insulating material group	C
Clearance and creepage distances for control side - load side	≥ 5.5 mm	Dielectric strength for control side - load side	1.8 kV _{eff} / 1 min.
Dielectric strength of neighbouring contacts	1 kV _{eff} / 1 min	Dielectric strength of open contact	1 kV _{eff} / 1 min
Impulse withstand voltage	4.8 kV (1.2/50 μs)	Protection degree	IP20

Further details of approvals / standards

Certificate no. (cURus) relay	E312083	Certificate no. (cURus) base	E312083
-------------------------------	---------	------------------------------	---------

Connection data

Wire connection method	Screw connection	Stripping length, rated connection	7 mm
Tightening torque, min.	0.5 Nm	Tightening torque, max.	0.7 Nm
Clamping range, min.	0.5 mm ²	Clamping range, max.	2.5 mm ²
Wire cross-section, solid, min.	0.5 mm ²	Wire cross-section, solid, max.	2.5 mm ²
Wire connection cross section, finely stranded, min.	0.5 mm ²	Wire connection cross section, finely stranded, max.	2.5 mm ²
Wire connection cross-section, finely stranded with wire-end ferrules DIN 46228/4, min.	0.5 mm ²	Wire connection cross-section, finely stranded with wire-end ferrules DIN 46228/4, max.	2.5 mm ²
Conductor cross-section, flexible, AEH (DIN 46228-1), min.	0.5 mm ²	Conductor cross-section, flexible, AEH (DIN 46228-1), max.	2.5 mm ²
Wire connection cross section, finely stranded, two clampable wires, min.	0.5 mm ²	Wire cross-section, finely stranded, two clampable wires, max.	1 mm ²
Blade size	size PH1		

Classifications

ETIM 6.0	EC001437	ETIM 7.0	EC001437
ETIM 8.0	EC001437	ETIM 9.0	EC001437
ECLASS 9.0	27-37-16-01	ECLASS 9.1	27-37-16-01
ECLASS 10.0	27-37-16-01	ECLASS 11.0	27-37-16-01
ECLASS 12.0	27-37-16-01	ECLASS 13.0	27-37-16-01
ECLASS 14.0	27-37-16-01		

Environmental Product Compliance

RoHS Compliance Status	Compliant with exemption
RoHS Exemption (if applicable/known)	7a
REACH SVHC	Lead 7439-92-1
SCIP	611f3393-31e7-4ef5-8360-95619a629f27

Approvals

Approvals



ROHS Conform

Creation date November 26, 2024 12:59:57 PM CET

Catalogue status 26.11.2024 / We reserve the right to make technical changes.

3

DRMKIT 24VDC 4CO LD**Weidmüller Interface GmbH & Co. KG**

Klingenbergstraße 26

D-32758 Detmold

Germany

www.weidmueller.com**Technical data****Downloads**Approval/Certificate/Document of Con-
formity[EU Konformitätserklärung / EU Declaration of Conformity](#)

Engineering Data

[CAD data – STEP](#)

Catalogues

[Catalogues in PDF-format](#)

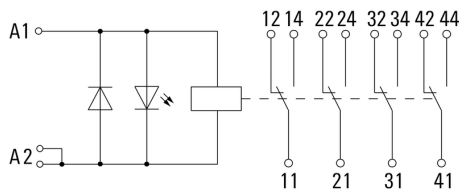
DRMKIT 24VDC 4CO LD

Weidmüller Interface GmbH & Co. KG
 Klingenbergstraße 26
 D-32758 Detmold
 Germany

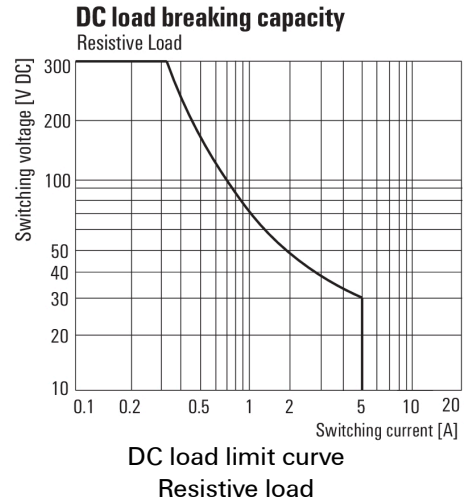
www.weidmueller.com

Drawings

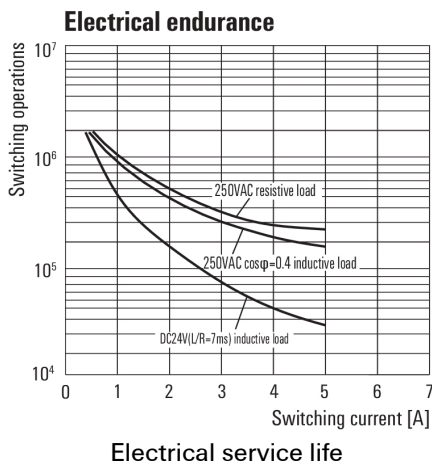
Wiring diagram



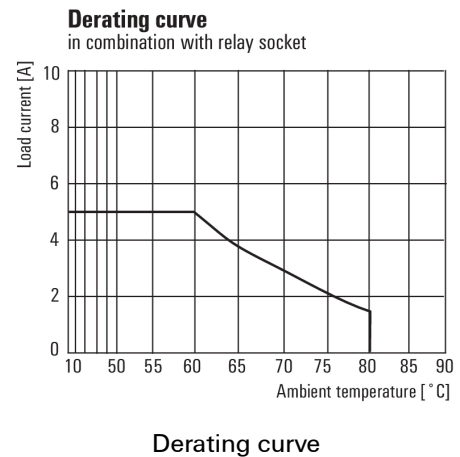
Graph



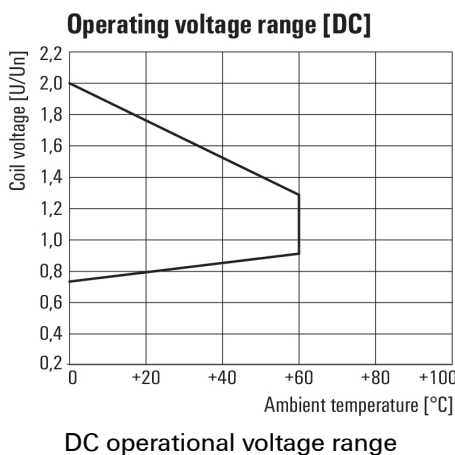
Graph



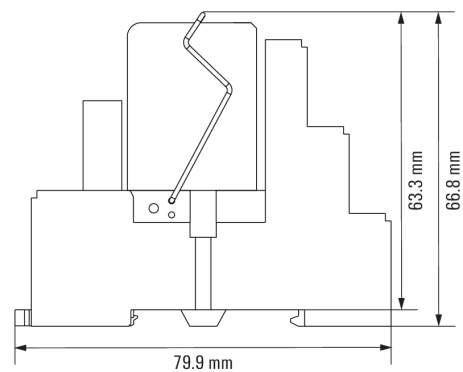
Graph



Graph



Dimensional drawing



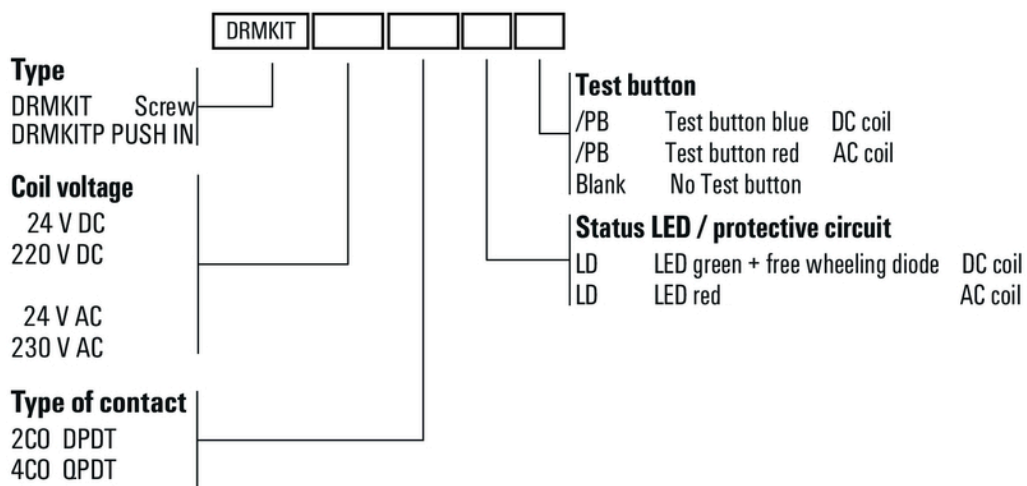
DRMKIT 24VDC 4CO LD

Weidmüller Interface GmbH & Co. KG
 Klingenbergstraße 26
 D-32758 Detmold
 Germany

www.weidmueller.com

Drawings

Miscellaneous



Type codes