

**BMP@21 General Identification Material:**  
**Indoor/Outdoor Material for General, Lean, Facility & Safety ID**  
 Continued from previous page.



Figure 33



Diagram	Part Number	B#	Material	Color	Label Width A Inch (mm)	Label Height B Inch (mm)	Labels/Roll
Fig. 33	XC-500-595-BL-WT	B-595	Vinyl	WT on BL	0.500 (12.7)	30 ft. (9.1 m)	1 roll (cont.)
Fig. 33	XC-750-595-BL-WT	B-595	Vinyl	WT on BL	0.750 (19.1)	30 ft. (9.1 m)	1 roll (cont.)
Fig. 33	XC-1000-595-BL-WT	B-595	Vinyl	WT on BL	1.000 (25.4)	30 ft. (9.1 m)	1 roll (cont.)
Fig. 33	XC-1500-595-BL-WT	B-595	Vinyl	WT on BL	1.500 (38.1)	30 ft. (9.1 m)	1 roll (cont.)
Fig. 33	XC-500-595-GN-WT	B-595	Vinyl	WT on GN	0.500 (12.7)	30 ft. (9.1 m)	1 roll (cont.)
Fig. 33	XC-750-595-GN-WT	B-595	Vinyl	WT on GN	0.750 (19.1)	30 ft. (9.1 m)	1 roll (cont.)
Fig. 33	XC-1000-595-GN-WT	B-595	Vinyl	WT on GN	1.000 (25.4)	30 ft. (9.1 m)	1 roll (cont.)
Fig. 33	XC-1500-595-GN-WT	B-595	Vinyl	WT on GN	1.500 (38.1)	30 ft. (9.1 m)	1 roll (cont.)
Fig. 33	XC-500-595-RD-WT	B-595	Vinyl	WT on RD	0.500 (12.7)	30 ft. (9.1 m)	1 roll (cont.)
Fig. 33	XC-750-595-WT-RD	B-595	Vinyl	WT on RD	0.750 (19.1)	30 ft. (9.1 m)	1 roll (cont.)
Fig. 33	XC-1000-595-RD-WT	B-595	Vinyl	WT on RD	1.000 (25.4)	30 ft. (9.1 m)	1 roll (cont.)
Fig. 33	XC-1500-595-RD-WT	B-595	Vinyl	WT on RD	1.500 (38.1)	30 ft. (9.1 m)	1 roll (cont.)

**BMP@21 Wire & Cable Material:**

**B-498 Repositionable Vinyl Cloth Material**

Printer automatically repeats your text to fill the label for maximum readability. Special adhesive stays put, but marker can be removed and reapplied if necessary. Temp Range -40°F to 175°F (-40°C to 70°C). UL Recognized.

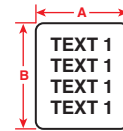


Figure 31



Diagram	Part Number	B#	Material	Color	Approx. Wire Gauge*	Max Wire Dia. Inch (mm)	Label Width A Inch (mm)	Label Height B Inch (mm)	Labels/Roll
<b>B-498 Repositionable Vinyl Cloth Material</b>									
Fig. 31	X-7-498	B-498	Vinyl Cloth	BK on WT	22-16	0.11 (2.8)	0.500 (12.7)	0.500 (12.7)	300
Fig. 31	X-11-498	B-498	Vinyl Cloth	BK on WT	16-10	0.16 (4.0)	0.500 (12.7)	0.750 (19.1)	275
Fig. 31	X-163-498	B-498	Vinyl Cloth	BK on WT	12-10	0.21 (5.3)	0.500 (12.7)	1.000 (25.4)	225
Fig. 31	X-18-498	B-498	Vinyl Cloth	BK on WT	12-10	0.21 (5.3)	0.750 (19.1)	1.000 (25.4)	225
Fig. 31	X-19-498	B-498	Vinyl Cloth	BK on WT	12-10	0.21 (5.3)	1.000 (25.4)	1.000 (25.4)	200
Fig. 31	X-103-498	B-498	Vinyl Cloth	BK on WT	10-4	0.27 (6.9)	1.000 (25.4)	1.250 (31.8)	200
Fig. 31	X-162-498	B-498	Vinyl Cloth	BK on WT	10-4	0.32 (6.9)	0.500 (12.7)	1.500 (38.1)	165
Fig. 31	X-31-498	B-498	Vinyl Cloth	BK on WT	10-4	0.32 (6.9)	1.000 (25.4)	1.500 (38.1)	165
Fig. 31	X-21-498	B-498	Vinyl Cloth	BK on WT	3 Gauge - 2/0	0.53 (13.5)	1.000 (25.4)	2.500 (63.5)	95
Fig. 31	X-23-498	B-498	Vinyl Cloth	BK on WT	3/0 - 400Kcmil	0.85 (21.6)	1.000 (25.4)	4.000 (101.6)	60

\*Approx. wire gauge based on AWG for THHN wire.

**BMP@21 Wire & Cable Material:**

**B-342 PermaSleeve® PS Polyolefin Wire Marking Sleeves**

3:1 heat shrinkable sleeve fits snugly around wire for identification and protection. Fade resistant and flame retardant. Meets the following material and physical property specifications.

- SAE-AMS-DTL-23053/5 (Class 1)
- SAE-AS-81531
- MIL-STD-202
- RoHS Compliant
- UL Recognized

**Tested per:** ASTM E162 and ASTM E662

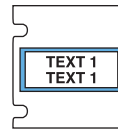


Figure 44

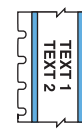


Figure 58



Diagram	Part Number	Material	Color	Approx. Wire Gauge*	Range of Wire Dia. Inch (mm)	Supplied Diameter Inch (mm)	Recovered Diameter Inch (mm)	Recovered Wall Thickness Inch (mm)	Sleeve Width Inch (mm)	Sleeve Length Inch (mm)	Sleeves per Roll
<b>B-342 PermaSleeve® PS Polyolefin Wire Marking Sleeves</b>											
Fig. 58	XPS-125-CONT	B-342	BK on WT	22 to 16	0.046 (1.2) - 0.110 (2.8)	0.125 (3.2)	0.047 (1.2)	.020 (0.5) ± .003 (0.07)	0.235 (5.9)	8ft (2.5m)	1 roll (cont.)
Fig. 58	XPS-125-CONT-YL-BK	B-342	BK on YL	22 to 16	0.046 (1.2) - 0.110 (2.8)	0.125 (3.2)	0.047 (1.2)	.020 (0.5) ± .003 (0.07)	0.235 (5.9)	8ft (2.5m)	1 roll (cont.)
Fig. 58	XPS-187-CONT	B-342	BK on WT	22 to 16	0.062 (1.6) - 0.150 (3.8)	0.187 (4.7)	0.062 (1.6)	.020 (0.5) ± .003 (0.07)	0.335 (8.0)	8ft (2.5m)	1 roll (cont.)
Fig. 58	XPS-187-CONT-YL-BK	B-342	BK on YL	20 to 10	0.062 (1.6) - 0.150 (3.8)	0.187 (4.7)	0.062 (1.6)	.020 (0.5) ± .003 (0.07)	0.335 (8.0)	8ft (2.5m)	1 roll (cont.)
Fig. 58	XPS-250-CONT	B-342	BK on WT	16 to 8	0.094 (2.4) - 0.215 (5.5)	0.250 (6.4)	0.093 (2.4)	.025 (0.6) ± .003 (0.07)	0.439 (11.2)	8ft (2.5m)	1 roll (cont.)
Fig. 58	XPS-250-CONT-YL-BK	B-342	BK on YL	16 to 8	0.094 (2.4) - 0.215 (5.5)	0.250 (6.4)	0.093 (2.4)	.025 (0.6) ± .003 (0.07)	0.439 (11.2)	8ft (2.5m)	1 roll (cont.)
Fig. 58	XPS-375-CONT	B-342	BK on WT	12 to 4	0.125 (3.2) - 0.320 (8.13)	0.375 (9.5)	0.125 (3.1)	.025 (0.6) ± .003 (0.07)	0.645 (16.4)	8ft (2.5m)	1 roll (cont.)
Fig. 44	XPS-125-1	B-342	BK on WT	22 to 16	0.046 (1.2) - 0.110 (2.8)	0.125 (3.2)	0.047 (1.2)	.020 (0.5) ± .003 (0.07)	1.015 (25.8)	-	100
Fig. 44	XPS-187-1	B-342	BK on WT	22 to 16	0.062 (1.6) - 0.150 (3.8)	0.187 (4.7)	0.062 (1.6)	.020 (0.5) ± .003 (0.07)	1.015 (25.8)	-	100
Fig. 44	XPS-250-1	B-342	BK on WT	16 to 8	0.094 (2.4) - 0.215 (5.5)	0.250 (6.4)	0.093 (2.4)	.025 (0.6) ± .003 (0.07)	1.015 (25.8)	-	100
Fig. 44	XPS-375-1	B-342	BK on WT	12 to 4	0.125 (3.2) - 0.320 (8.13)	0.375 (9.5)	0.125 (3.1)	.025 (0.6) ± .003 (0.07)	1.015 (25.8)	-	100

\*Approx. wire gauge based on AWG for THHN wire.

Full Material Properties on page 187.