


# SSP3A225BDT

Solid state panel mount relay, 25 A, zero voltage switching, thermal pad, input 4...32 V DC, output 48...530 V AC



## Main

Range of product	Harmony Relay
Product or component type	Solid state relay
Provided accessory	Thermal interface
Device short name	SSP
Mounting support	Panel
Number of phases	3 phases
Contacts type and configuration	3 NO
Solid state output type	Zero voltage switching

## Complementary

Control type	Without test button
[Uc] control circuit voltage	4...32 V DC
Minimum switching voltage	4 V DC turn-on
Maximum switching voltage	1 V DC turn-off
Response time	8.33 ms turn-on) 8.33 ms turn-off)
Input current	24...35 mA
Output voltage	48...530 V AC
Load current	0.1...25 A
Transient overvoltage	1200 V
Surge current	275 A 20 ms 300 A 16.6 ms 85 A 1 s
Maximum I <sup>2</sup> t for fusing	380 A <sup>2</sup> .s 10 ms 50 Hz 370 A <sup>2</sup> .s 8.3 ms 60 Hz
Maximum leakage current	3 mA off-state

Maximum voltage drop	<1.35 V on-state
DV/Dt	500 V/ $\mu$ s off-state at maximum voltage
Power factor	0.5 with maximum load)
Motor controller rating	0.75 hp 104 °F (40 °C) 120 V AC 1 hp 104 °F (40 °C) 240 V AC 3 hp 104 °F (40 °C) 480 V AC 4.4 hp 104 °F (40 °C) 530 V AC
Motor power kW	0.56 kW 104 °F (40 °C) 120 V AC 0.74 kW 104 °F (40 °C) 240 V AC 2.22 kW 104 °F (40 °C) 480 V AC 3.24 kW 104 °F (40 °C) 530 V AC
Insulation resistance	>= 1000 MOhm 500 V DC
Maximum capacitance	8 pF input/output
Dielectric strength	4 kV AC input/output 4 kV AC input or output to case
Tightening torque	0.9...1.1 N.m input 1.7...2.2 N.m output
Connections - terminals	Screw terminals 1 x 0.2...1 x 2.5 mm <sup>2</sup> , AWG 24...AWG 14) input Screw terminals 1 x 1.5...1 x 10 mm <sup>2</sup> , AWG 16...AWG 8) output
Thermal resistance	0.24 °C/W
LED indicator	LED, green input
IP degree of protection	IP20
Net weight	0.53 lb(US) (0.24 kg)
Width	3.99 in (101.3 mm)
Height	3.14 in (79.7 mm)
Depth	1.39 in (35.4 mm)
Device presentation	Complete product

## Environment

Flame retardance	V0 UL 94
Ambient air temperature for operation	-40...176 °F (-40...80 °C)
Ambient air temperature for storage	-40...257 °F (-40...125 °C)
Pollution degree	2
Overvoltage category	III
Product certifications	UL RoHS CSA
Marking	CE
Standards	IEC 61000 IEC 60950-1 IEC 62314

## Packing Units

Package 1 Weight	0.92 lb(US) (0.416 kg)
Package 1 Height	0.400 dm
Package 1 width	0.800 dm
Package 1 Length	1.200 dm

## Offer Sustainability

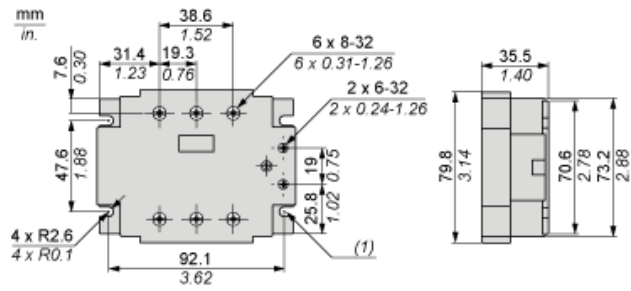
Sustainable offer status	Green Premium product
REACH Regulation	<a href="#">REACH Declaration</a>
EU RoHS Directive	Pro-active compliance (Product out of EU RoHS legal scope) <a href="#">EU RoHS Declaration</a>
Mercury free	Yes
RoHS exemption information	<a href="#">Yes</a>
China RoHS Regulation	<a href="#">China RoHS declaration</a>

---

Environmental Disclosure	<a href="#">Product Environmental Profile</a>
Circularity Profile	<a href="#">End of Life Information</a>

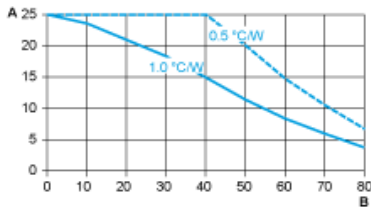
---

Dimensions



(1) 4 Mounting slots

Derating Curves



A : Load Current (Amperes)  
B : Ambient Temperature (°C)