

# LC1DPKP7

Capacitor contactor, TeSys Deca, 30 kVAR at  
400 V/50 Hz, coil 230 V AC 50/60 Hz





## Main

Range	TeSys TeSys Deca
Product name	TeSys LC1D.K TeSys Deca
Product or Component Type	Capacitor duty contactor
Device short name	LC1DPK
Device Application	Control
Contactors application	Power factor correction
Utilisation category	AC-6b
Poles description	3P
Power pole contact composition	3 NO
Device location in system	Line interruption Inside delta interruption
[Ue] rated operational voltage	Power circuit 690 V AC 50/60 Hz
Reactive power rating	17 Kvar 230 V AC 50 Hz 140 °F (60 °C) 30 Kvar 400 V AC 50 Hz 140 °F (60 °C) 32 Kvar 440 V AC 50 Hz 140 °F (60 °C) 50 Kvar 690 V AC 50 Hz 140 °F (60 °C) 16.5 Kvar 230 V AC 60 Hz 140 °F (60 °C) 33.3 Kvar 460 V AC 60 Hz 140 °F (60 °C) 40 kvar 575 V AC 60 Hz 140 °F (60 °C)
Control circuit type	AC 50/60 Hz
[Uc] control circuit voltage	230 V AC 50/60 Hz
Auxiliary contact composition	1 NO + 2 NC instantaneous
Electrical durability	300000 Cycles 400 V 200000 cycles 690 V
Mounting Support	DIN rail Plate
Standards	EN/IEC 60947-1 EN/IEC 60947-4-1 UL 60947-4-1 CSA C22.2 No 60947-4-1 IEC 60335-1
Product Certifications	IECEE CB Scheme[RETURN]UL[RETURN]CSA[RETURN]UKCA
Connections - terminals	Control circuit: screw clamp terminals 1 0.00... 0.01 in <sup>2</sup> (1...4 mm <sup>2</sup> ) - cable stiffness: solid Control circuit: screw clamp terminals 2 0.00... 0.01 in <sup>2</sup> (1...4 mm <sup>2</sup> ) - cable stiffness: solid Control circuit: screw clamp terminals 1 0.00... 0.01 in <sup>2</sup> (1...4 mm <sup>2</sup> ) - cable stiffness: flexible without cable end Control circuit: screw clamp terminals 2 0.00... 0.01 in <sup>2</sup> (1...4 mm <sup>2</sup> ) - cable stiffness: flexible without cable end Control circuit: screw clamp terminals 1 0.00... 0.01 in <sup>2</sup> (1...4 mm <sup>2</sup> ) - cable stiffness: flexible with cable end Control circuit: screw clamp terminals 2 0.00... 0.00 in <sup>2</sup> (1...2.5 mm <sup>2</sup> ) - cable stiffness: flexible with cable end Power circuit: EverLink BTR screw connectors 1 0.00...0.05 in <sup>2</sup> (1...35 mm <sup>2</sup> ) - cable stiffness: solid Power circuit: EverLink BTR screw connectors 2 0.00...0.04 in <sup>2</sup> (1...25 mm <sup>2</sup> ) - cable stiffness: solid Power circuit: EverLink BTR screw connectors 1 0.00...0.05 in <sup>2</sup> (1...35 mm <sup>2</sup> ) - cable stiffness: flexible with or without cable end Power circuit: EverLink BTR screw connectors 2 0.00...0.04 in <sup>2</sup> (1...25 mm <sup>2</sup> ) - cable stiffness: flexible with or without cable end

Tightening torque	Control circuit 15.05 lbf.in (1.7 N.m) screw clamp terminals Power circuit 44.25 lbf.in (5 N.m) EverLink BTR screw connectors 0.00...0.04 in <sup>2</sup> (1...25 mm <sup>2</sup> ) Power circuit 70.81 lbf.in (8 N.m) EverLink BTR screw connectors 0.05 in <sup>2</sup> (35 mm <sup>2</sup> )
Maximum operating rate	240 cyc/h

## Complementary

Auxiliary contacts type	Mechanically linked 1 NO + 2 NC IEC 60947-5-1
-------------------------	---

## Environment

IP degree of protection	IP20 front face IEC 60529
Ambient Air Temperature for Operation	23...140 °F (-5...60 °C)
Ambient Air Temperature for Storage	-76...176 °F (-60...80 °C)
Operating altitude	0...9842.52 ft (0...3000 m)
Height	6.54 in (166 mm)
Width	2.17 in (55 mm)
Depth	6.14 in (156 mm)
Net Weight	2.87 lb(US) (1.3 kg)






## Ordering and shipping details

Category	22357-CTR, TESYS D, OPEN, 40-65A AC
Discount Schedule	I12
GTIN	3606480401275
Returnability	No
Country of origin	FR

## Packing Units

Unit Type of Package 1	PCE
Number of Units in Package 1	1
Package 1 Height	2.56 in (6.5 cm)
Package 1 Width	7.68 in (19.5 cm)
Package 1 Length	9.06 in (23.0 cm)
Package 1 Weight	2.43 lb(US) (1.103 kg)
Unit Type of Package 2	S03
Number of Units in Package 2	6
Package 2 Height	11.81 in (30.0 cm)
Package 2 Width	11.81 in (30.0 cm)
Package 2 Length	15.75 in (40.0 cm)
Package 2 Weight	15.74 lb(US) (7.139 kg)

## Offer Sustainability

Sustainable offer status	Green Premium product
California proposition 65	WARNING: This product can expose you to chemicals including: Antimony oxide & Antimony trioxide, which is known to the State of California to cause cancer. For more information go to <a href="http://www.P65Warnings.ca.gov">www.P65Warnings.ca.gov</a>
REACH Regulation	 <a href="#">REACH Declaration</a>
REACH free of SVHC	Yes
EU RoHS Directive	Compliant  <a href="#">EU RoHS Declaration</a>
Toxic heavy metal free	Yes
Mercury free	Yes
China RoHS Regulation	 <a href="#">China RoHS Declaration</a>
RoHS exemption information	 <a href="#">Yes</a>
Environmental Disclosure	 <a href="#">Product Environmental Profile</a>

---

Circularity Profile	No need of specific recycling operations
WEEE	The product must be disposed on European Union markets following specific waste collection and never end up in rubbish bins.

---

### Contractual warranty

---

Warranty	18 months
----------	-----------

---