



Main

Range of Product	Modicon Momentum automation platform
Product or Component Type	Discrete inputs base DC
Group of channels	2 groups of 16 inputs
Discrete input number	32 IEC 1131-2 Type 1
Discrete input voltage	24 V DC
Protective treatment	TC

Complementary

Discrete input logic	Positive
Input voltage limits	24 V
Voltage range	- 3...30 V
Voltage state 0 guaranteed	-3...5 V
Voltage state 1 guaranteed	11...30 V
Current state 0 guaranteed	<= 1.2 mA
Current state 1 guaranteed	>= 2.5 mA
Input resistance	4 kOhm
Response time	2.2 ms from state 0 to state 1 3.3 ms from state 1 to state 0
Isolation between channels and bus	500 V AC
Power dissipation	5.5 W typical 8.5 W maximum
Terminals description PLC n°1	(5)IN_DIS#5 (L+)PW_POS (12)IN_DIS#12 (9)IN_DIS#9 (14)IN_DIS#14 (7)IN_DIS#7 (4)IN_DIS#4 (6)IN_DIS#6 (10)IN_DIS#10 (2)IN_DIS#2 (8)IN_DIS#8 (M-)PW_NEG (16)IN_DIS#16 (13)IN_DIS#13 (15)IN_DIS#15 (11)IN_DIS#11 (1)IN_DIS#1 (3)IN_DIS#3 TB

The information provided in this documentation contains general descriptions and/or technical characteristics of the performance of the products contained herein. This documentation is not intended as a substitute for and is not to be used for determining suitability or reliability of these products for specific user applications. It is the duty of any such user or integrator to perform the appropriate and complete risk analysis, evaluation and testing of the products with respect to the relevant specific application or use thereof. Neither Schneider Electric Industries SAS nor any of its affiliates or subsidiaries shall be responsible or liable for misuse of the information contained herein.

Terminals description PLC n°2	TB_1 (13)IN_DIS#29 (4)IN_DIS#20 (1L+)PW_POS (11)IN_DIS#27 (8)IN_DIS#24 (6)IN_DIS#22 (16)IN_DIS#32 (1)IN_DIS#17 (2)IN_DIS#18 (2L+)PW_POS (10)IN_DIS#26 (5)IN_DIS#21 (9)IN_DIS#25 (3)IN_DIS#19 (12)IN_DIS#28 (14)IN_DIS#30 (7)IN_DIS#23 (15)IN_DIS#31
Marking	CE
Local signalling	For channel status 32 LEDs
Current consumption	<= 250 mA 24 V DC
Depth	1.87 in (47.5 mm)
Height	5.57 in (141.5 mm)
Width	4.92 in (125 mm)
Net Weight	0.44 lb(US) (0.2 kg)

Environment

Product Certifications	UL[RETURN]CSA
Resistance to electrostatic discharge	4 kV contact IEC 801-2 8 kV on air IEC 801-2
Resistance to electromagnetic fields	9.14 V/m (10 V/m) 80...1000 MHz IEC 801-3
Ambient Air Temperature for Operation	32...140 °F (0...60 °C)
Ambient Air Temperature for Storage	-40...185 °F (-40...85 °C)
Relative Humidity	95 % without condensation
Operating altitude	<= 16404.2 ft (5000 m)

Ordering and shipping details

Category	18206-MOMENTUM PROCESSORS,I/O BASES,CONN.
Discount Schedule	PC31
GTIN	3595861000254
Returnability	Yes
Country of origin	ID

Packing Units

Unit Type of Package 1	PCE
Number of Units in Package 1	1
Package 1 Height	2.17 in (5.5 cm)
Package 1 Width	7.09 in (18.0 cm)
Package 1 Length	10.24 in (26.0 cm)
Package 1 Weight	13.47 oz (382.0 g)
Unit Type of Package 2	S03
Number of Units in Package 2	10
Package 2 Height	11.81 in (30 cm)
Package 2 Width	11.81 in (30 cm)
Package 2 Length	15.75 in (40 cm)
Package 2 Weight	9.85 lb(US) (4.466 kg)
Unit Type of Package 3	P06
Number of Units in Package 3	80
Package 3 Height	29.53 in (75.0 cm)
Package 3 Width	15.75 in (40.0 cm)

Package 3 Length	31.50 in (80.0 cm)
Package 3 Weight	101.41 lb(US) (46 kg)

Offer Sustainability

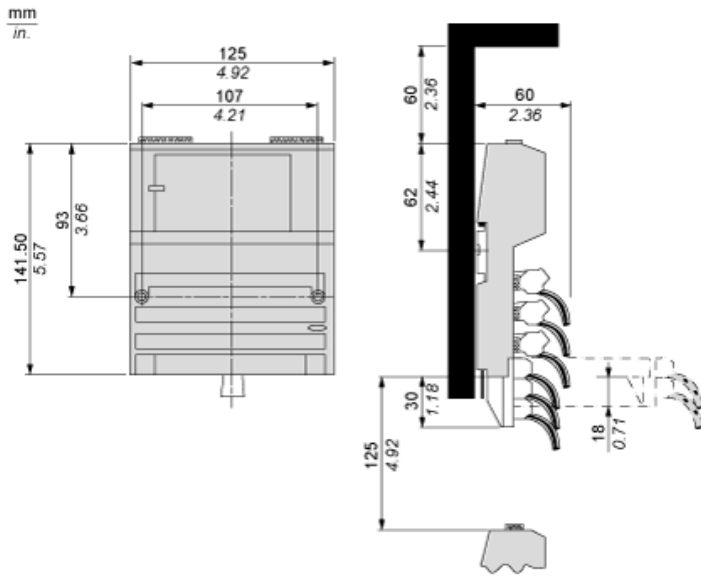
Sustainable offer status	Green Premium product
California proposition 65	WARNING: This product can expose you to chemicals including: Lead and lead compounds, which is known to the State of California to cause cancer and birth defects or other reproductive harm. For more information go to www.P65Warnings.ca.gov
REACH Regulation	REACH Declaration
EU RoHS Directive	Pro-active compliance (Product out of EU RoHS legal scope)
Mercury free	Yes
China RoHS Regulation	China RoHS Declaration
RoHS exemption information	Yes
Environmental Disclosure	Product Environmental Profile
Circularity Profile	End Of Life Information
WEEE	The product must be disposed on European Union markets following specific waste collection and never end up in rubbish bins.

Contractual warranty

Warranty	18 months
----------	-----------

Standard Adapter on a Typical Base

Dimensions

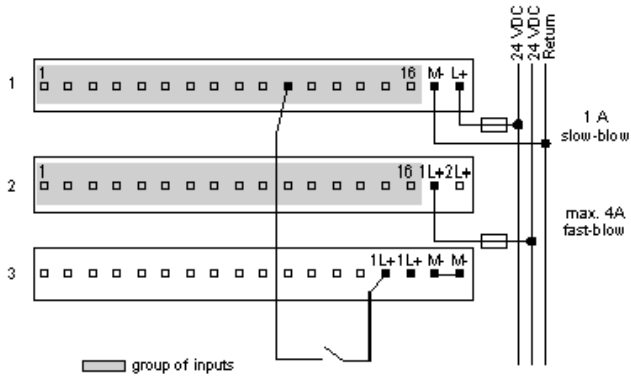


Mounting on a Wall

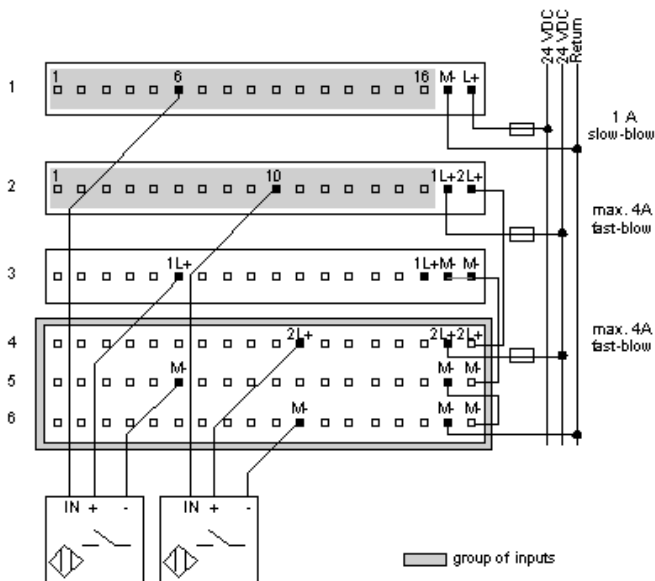


External Wiring Diagrams

2-Wire Device



3-Wire Devices



Internal Pin Connections

Rows 1 through 3 show the internal connections between terminals on the I/O base. Rows 4 through 6 show the internal connections on the optional busbar.

