

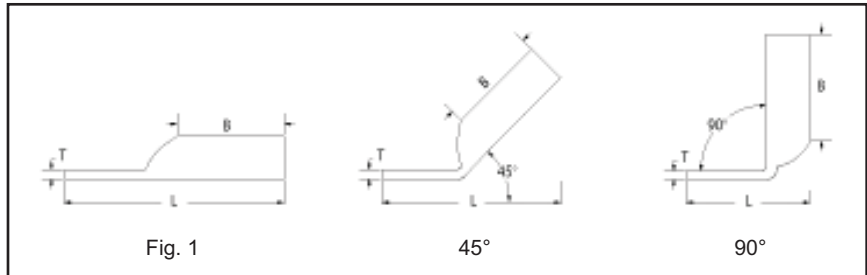
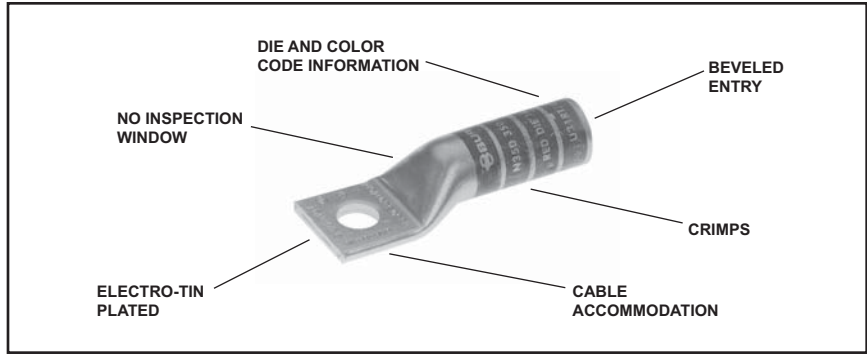
**ONE HOLE HYLUG™
CODE CONDUCTOR
LONG BARREL**

TYPES YA, YA-TC

**UNINSULATED COPPER
COMPRESSION TERMINAL**

UL Listed 90° C,
600 Volts to 35kV ◆

45° and 90° angles are available.
Please contact Customer Service to
order: 1-800-346-4175



C-27

Catalog Number	Fig #	Conductor		Stud Hole Size	Tongue Width	Figure Dimensions			Dieless (# of crimps)	Installation Tooling				Wire Strip Length	
		AWG	MM²			(B)	(T)	(L)		Mechanical MD6, OUR840, MD7-34R	Hydraulic		Color Code		Die Index
											BCT500HS, Y500CTHS	Y35, Y39 Y750, Y46* PAT750			
YA8CTC10	1	#8 AWG	† 10	#10	0.41"	0.81"	0.08"	1.57"	MRC840 (2) MY29-3 (2) MY29-11 (2) Y8MBR-1 (1) Y1MRTC (2) Y81KFT (1) Y81KFTMBH (1) PAT81KFT-18V (1)	W8CVT (2) W8CRT (2) X8CRT (2)	W8CVT (2) W8CRT (2) X8CRT (2)	U8CRT (2)	Red	49	7/8"
YA8CTC14		#8 Weld 37/24 #6 Sol		1/4"	0.44"	0.81"	0.08"	1.69"							
YA8CTC38		#8 Sol		3/8"	0.58"	0.81"	0.06"	1.88"							
YA6CTC8	1	#6 AWG	—	#8	0.42"	1.12"	0.09"	1.83"	Y1MRTC (2) MRC840 (2) MY29-3 (2) MY29-11 (2) Y644HSXT (1) Y81KFT (1) Y81KFTMBH (1) PAT81KFT-18V (1)	W5CVT (2) W5CRT (2) X5CRT (2) X8CART (2)	W5CVT (2) W5CRT (2) X5CRT (2) X8CART (2)	U5CRT (2) U8CABT (2)	Blue	7 or 374	1-3/16"
YA6CTC10				#10	0.42"	1.12"	0.09"	1.89"							
YA6C				1/4"	0.41"	1.12"	0.09"	1.81"							
YA6CN				1/2"	0.83"	1.12"	0.12"	2.64"							
YA6CTC516				5/16"	0.52"	1.12"	0.07"	2.08"							
YA6CTC38				3/8"	0.58"	1.12"	0.06"	2.21"							
YA5C	1	#5 AWG	—	1/4"	0.44"	1.12"	0.07"	1.98"	W5CVT (2) W5CRT (2) X5CRT (2)	W5CVT (2) W5CRT (2) X5CRT (2)	U5CRT (2)	Blue	7 or 374	1-3/16"	
YA5CN				1/2"	0.83"	1.12"	0.12"	2.67"							
YA4CTC10	1	#4 AWG	—	#10	0.50"	1.12"	0.09"	1.94"	W4CVT (2) W4CRT (2) X4CRT (2)	W4CVT (2) W4CRT (2) X4CRT (2)	U4CRT (2) U6CABT (2)	Gray	8 or 346	1-3/16"	
YA4C				1/4"	0.50"	1.12"	0.09"	1.87"							

* Use PUADP-1 adapter with U dies in Y46 HYPRESS™
 ** P-RT die sets for use in Y46 HYPRESS™ only,
 PUADP-1 adapter not required
 *** The MM² conductor sizes listed are the
 recommendations for Class 2 conductor

† The MM² conductor size listed is for Class 2 and
 Class 5 conductor
 ▲ See tooling section of this catalog for complete
 tool and die listings. Use ONLY color coded die
 recommendations for -FX connectors. For
 nest/indenter system contact factory

• Available undrilled. Add suffix U to catalog number
 (example: YA25U)
 ◆ For applications greater than 2000 Volts consult cable
 manufacturer for voltage stress relief instructions
 Note: All dimensions shown are for reference only

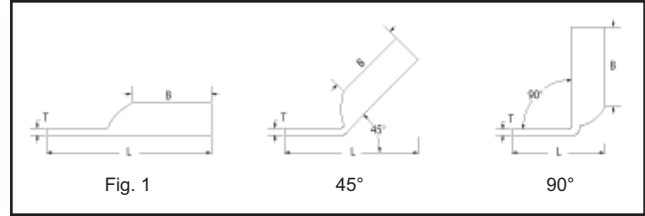
Blue highlighted items are industry standard and most frequently ordered.

Compression Connections

BURNDY®

Copper Compression — Code — Long Barrel — No Inspection Window

ONE HOLE HYLUG™ CODE CONDUCTOR LONG BARREL (Continued)



45° and 90° angles are available. Please contact Customer Service to order:
1-800-346-4175



C-28

UL Listed 90° C,
600 Volts to 35kV ◆

Catalog Number	Fig #	Conductor		Stud Hole Size	Tongue Width	Figure Dimensions			Dieless (# of crimps)	Installation Tooling				Wire Strip Length		
		AWG	MM ²			(B)	(T)	(L)		Mechanical		Hydraulic			Color Code	Die Index
										MD6, OUR840, MD7-34R	BCT500HS, Y500CTHS	Y35, Y39 Y750, Y46* PAT750				
YA4CTC38	1	#4 AWG	—	3/8"	0.58"	1.12"	0.08"	2.25"	MRC840 (2) MY29-3 (2) MY29-11 (2) Y644HSXT (1) Y1MRTC (4) Y81KFT (1) Y81KFTMBH (1) PAT81KFT-18V (1)	W4CVT (2) W4CRT (2) X4CRT (2)	W4CVT (2) W4CRT (2) X4CRT (2)	U4CRT (2) U6CABT (2)	Gray	8 or 346	1-3/16"	
YA4CN				1/2"	0.83"	1.12"	0.12"	2.69"								
YA3CTC14	1	#3 AWG #2 Solid	25	1/4"	0.55"	1.25"	0.09"	2.23"	Y1MRTC (4) MRC840 (2) MY29-3 (2) MY29-11 (2) Y644HSXT (1) Y81KFT (2) Y81KFTMBH (2)	W3CRT (2)	W3CRT (2)	U3CRT (2)	White	9	1-5/16"	
YA3C				5/16"	0.55"	1.25"	0.09"	2.30"								
YA3CTC38				3/8"	0.58"	1.25"	0.08"	2.42"								
YA3CN				1/2"	0.83"	1.25"	0.12"	2.86"								
YA2CTC10	1	#2 AWG	35	#10	0.60"	1.25"	0.11"	2.10"	Y644HSXT (1) Y81KFT (2) Y81KFTMBH (2)	W2CVT (2) W2CRT (2) X2CRT (2)	W2CVT (2) W2CRT (2) X2CRT (2)	U2CRT (2)	Brown	10	1-5/16"	
YA2CTC14				1/4"	0.60"	1.25"	0.11"	2.23"								
YA2C				5/16"	0.60"	1.25"	0.11"	2.29"								
YA2CTC38				3/8"	0.60"	1.25"	0.11"	2.41"								
YA2CN				1/2"	0.83"	1.25"	0.12"	2.88"								
YA1CTC10	1	#1 AWG	50	#10	0.68"	1.38"	0.10"	2.27"	PAT81KFT-18V (2) Y1MR (4) MRC840 (2) MY29-3 (2) MY29-11 (2) Y644HSXT (1) Y81KFT (2) Y81KFTMBH (2)	W1CVT (2) W1CRT-1 (2) X1CRT-1 (2)	W1CVT (2) W1CRT-1 (2) X1CRT-1 (2)	U1CRT-1 (2) U4CABT (2)	Green	11	1-7/16"	
YA1CTC14				—	1/4	0.68	1.38	0.10								2.39
YA1C				50	5/16"	0.68"	1.38"	0.10"								2.45"
YA1CTC38				—	3/8	0.68	1.38	0.10								2.58
YA1CN							1/2"	0.83"								1.38"
YA25TC10	1	1/0 AWG	—	#10	0.75"	1.38"	0.12"	2.30"	MRC840 (4) MY29-3 (2) MY29-11 (2) Y644HSXT (1) Y81KFT (2) Y81KFTMBH (2) PAT81KFT-18V (2)	W25VT (4) W25RT (4) X25RT (4)	W25VT (4) W25RT (4) X25RT (4)	U25RT (2) U2CABT (2)	Pink	12	1-7/16"	
YA25				5/16"	0.75"	1.38"	0.13"	2.48"								
YA25TC38				3/8"	0.75"	1.38"	0.12"	2.61"								
YA25N				1/2"	0.83"	1.38"	0.11"	3.05"								

* Use PUADP-1 adapter with U dies in Y46 HYPRESS™
 ** P-RT die sets for use in Y46 HYPRESS™ only, PUADP-1 adapter not required
 *** The MM² conductor sizes listed are the recommendations for Class 2 conductor

▲ See tooling section of this catalog for complete tool and die listings. Use ONLY color coded die recommendations for -FX connectors. For nest/indenter system contact factory

◆ Available undrilled. Add suffix U to catalog number (example: YA25U)
 ◆ For applications greater than 2000 Volts consult cable manufacturer for voltage stress relief instructions
 Note: All dimensions shown are for reference only

Blue highlighted items are industry standard and most frequently ordered.

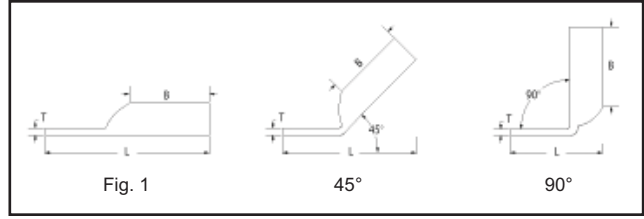
US: 1-800-346-4175

www.burndy.com

Canada: 1-800-387-6487

**ONE HOLE HYLUG™
CODE CONDUCTOR
LONG BARREL**
(Continued)

UL Listed 90° C,
600 Volts to 35kV ◆



45° and 90° angles are available. Please contact Customer Service to order: 1-800-346-4175



C-29

Catalog Number	Fig #	Conductor		Stud Hole Size	Tongue Width	Figure Dimensions			Dieless (# of crimps)	Installation Tooling				Wire Strip Length	
		AWG	*** MM ²			(B)	(T)	(L)		Mechanical	Hydraulic		Color Code		Die Index
											MD6, OUR840, MD7-34R	BCT500HS, Y500CTHS			
YA26TC14	1	2/0 AWG	70	1/4"	0.83	1.50	0.12	2.58	MRC840 (4) MY29-3 (2) MY29-11 (2) Y644HSXT (1) Y81KFT (2) Y81KFTMBH (2) PAT81KFT-18V (2)	W26VT (4) W26RT (4) X26RT (4)	W26VT (4) W26RT (4) X26RT (4)	U26RT (2)	Black	13	1-9/16"
YA26TC516				5/16"	0.83	1.50	0.12	2.65							
YA26				3/8"	0.83"	1.50"	0.12"	2.77"							
YA26N				1/2"	0.83"	1.50"	0.12"	3.21"							
YA27	1	3/0 AWG	—	1/2"	0.91"	1.50"	0.13"	3.06"	W27VT (4) W27RT (4) X27RT (6)	W27VT (4) W27RT (4) X27RT (6)	U27RT (2)	Orange	14	1-9/16"	
YA28TC38	1	4/0 AWG	—	3/8"	1.02"	1.62"	0.14"	2.98"							
YA28				1/2"	1.02"	1.62"	0.14"	3.23"							
YA29	1	250 kcmil	—	1/2"	1.11"	1.62"	0.16"	3.26"	MY29-3 (2) MY29-11 (2) Y644HSXT (1) Y81KFT (2) Y81KFTMBH (2) PAT81KFT-18V (2)	W29VT (4) X29RT (8)	W29VT (4) W29RT (4) X29RT (8)	U29RT (2)	Yellow	16	1-11/16"
YA30	1	300 kcmil	150	1/2"	1.20"	2.00"	0.16"	3.69"							
YA30N				1/2	1.20	2.00	0.16"	3.88							
YA31	1	350 kcmil	185	1/2"	1.29"	2.00"	0.18"	3.73"	Y644HSXT (1) Y81KFT (3) Y81KFTMBH (3) PAT81KFT-18V (3)	W31VT (4)	W31VT (4) W31RT (4)	U31RT (4) U29ART (4)	Red	18 or 324	2-1/16"
YA32N	1	400 kcmil	—	1/2"	1.40"	2.12"	0.19"	4.09"							
YA32				5/8"	1.40"	2.12"	0.19"	4.15"							
YA33N	1	450 kcmil	—	1/2"	1.48"	2.13"	0.21"	4.17"	W33VT (4)	W33VT (4) W33RT (4)	U33RT (4)	Gray	326 or 538	2-5/16"	
YA33				5/8"	1.48"	2.13"	0.21"	4.24"							
YA34N	1	500 kcmil	240	1/2"	1.55"	2.25"	0.23"	4.32"	Y644HSXT (1) Y81KFT (4)	W34VT (4)	W34VT (4) W34RT (4)	U34RT (4) U31ART (2)	Brown	20 or 299	2-5/16"
YA34				5/8"	1.55"	2.25"	0.23"	4.39"							
YA35N	1	550 kcmil	—	1/2"	1.65"	2.63"	0.25"	4.73"	Y81KFTMBH (4) PAT81KFT-18V (4)	—	—	U35RT (4)	Yellow	21	2-11/16"
YA35				5/8"	1.65"	2.63"	0.25"	4.79"							
YA36N	1	600 kcmil	300	1/2"	1.74"	2.69"	0.27"	4.83"	—	—	U36RT (4) U32ART (4)	Green	22 or 472	2-3/4"	
YA36				5/8"	1.74"	2.69"	0.27"	4.90"							

* Use PUADP-1 adapter with U dies in Y46 HYPRESS™
 ** P-RT die sets for use in Y46 HYPRESS™ only, PUADP-1 adapter not required
 *** The MM² conductor sizes listed are the recommendations for Class 2 conductor
 ▲ See tooling section of this catalog for complete tool and die listings. Use ONLY color coded die recommendations for -FX connectors. For nest/indenter system contact factory
 • Available undrilled. Add suffix U to catalog number (example: YA25U)
 ◆ For applications greater than 2000 Volts consult cable manufacturer for voltage stress relief instructions
 Note: All dimensions shown are for reference only

Blue highlighted items are industry standard and most frequently ordered.

Compression Connections

BURNDY®

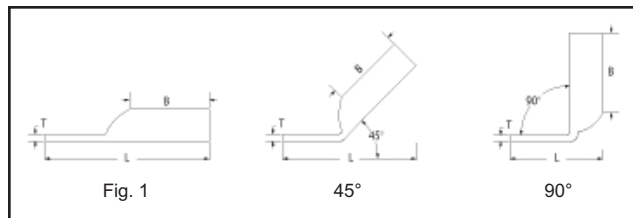
Copper Compression — Code — Long Barrel — No Inspection Window

ONE HOLE HYLUG™ CODE CONDUCTOR LONG BARREL

(Continued)

C-30

UL Listed 90° C,
600 Volts to 35kV ♦



45° and 90° angles are available.
Please contact Customer Service to order:
1-800-346-4175



Catalog Number	Fig #	Conductor		Stud Hole Size	Tongue Width	Figure Dimensions			Dieless (# of crimps)	Installation Tooling				Wire Strip Length																						
		AWG	*** MM ²			(B)	(T)	(L)		Mechanical MD6, OUR840, MD7-34R	Hydraulic		Color Code		Die Index																					
											BCT500HS, Y500CTHS	Y35, Y39 Y750, Y46* PAT750																								
YA37N	1	650 kcmil	—	1/2"	1.80"	2.81"	0.27"	4.98"	Y644HSXT (1) Y81KFT (4) Y81KFTMBH (4) PAT81KFT-18V (4)	—	—	U37RT (4)	Orange	23	2-7/8"																					
YA37				5/8"	1.80"	2.81"	0.27"	5.05"				U38RT (4)	Pink	400	2-7/8"																					
YA38N	1	700 kcmil	—	1/2"	1.84"	2.81"	0.27"	5.01"				Y644HSXT (1) Y81KFT (4) Y81KFTMBH (4) PAT81KFT-18V (4)	—	—	U39RT (4)	Black	24	2-15/16"																		
YA38				5/8"	1.84"	2.81"	0.27"	5.07"							P39RT (4)**																					
YA39N	1	750 kcmil	—	1/2"	1.91"	2.88"	0.27"	5.11"							Y644HSXT (1) Y81KFT (4) Y81KFTMBH (4) PAT81KFT-18V (4)	—	—	P40RT (4)**	Orange	25	3"															
YA39				5/8"	1.91"	2.88"	0.27"	5.17"										—	Gold	26	3"															
YA40	1	800 kcmil	400	5/8"	1.98"	2.94"	0.30"	5.25"										Y644HSXT (1) Y81KFT (4) Y81KFTMBH (4) PAT81KFT-18V (4)	—	—	P44RT (4)**	White	27	3-1/16"												
YA41N	1	850 kcmil	—	1/2"	2.01"	2.94"	0.31"	5.20"																												
YA41				5/8"	2.01"	2.94"	0.31"	5.26"																												
YA44N	1	1000 kcmil	500	1/2"	2.19"	3.00"	0.33"	5.38"																	Y644HSXT (1) Y81KFT (4) Y81KFTMBH (4) PAT81KFT-18V (4)	—	—	P45RT (6)**	Yellow	29	3-1/4"					
YA44				5/8"	2.19"	3.00"	0.33"	5.45"																												
YA45	1	1250 kcmil	—	3/4"	2.46"	3.19"	0.38"	5.93"	Y644HSXT (1) Y81KFT (4) Y81KFTMBH (4) PAT81KFT-18V (4)	—	—																					P46RT (6)**	Green	31	3-5/16"	
YA46N	1	1500 kcmil	—	1/2"	2.69"	3.19"	0.40"	5.79"																												
YA46				3/4"	2.69"	3.19"	0.40"	6.04"																												
YA47N	1	1750 kcmil	—	1/2"	2.90"	3.44"	0.42"	6.13"				Y644HSXT (1) Y81KFT (4) Y81KFTMBH (4) PAT81KFT-18V (4)	—	—	—	Gray	33																			3-1/2"
YA47				3/4"	2.90"	3.44"	0.42"	6.38"																												
YA48N	1	2000 kcmil	—	1/2"	3.10"	3.44"	0.46"	6.22"								Y644HSXT (1) Y81KFT (4) Y81KFTMBH (4) PAT81KFT-18V (4)	—	—	—	Brown	34	3-1/2"														
YA48				3/4"	3.10"	3.44"	0.46"	6.47"																												

* Use PUADP-1 adapter with U dies in Y46 HYPRESS™
 ** P-RT die sets for use in Y46 HYPRESS™ only, PUADP-1 adapter not required
 *** The MM² conductor sizes listed are the recommendations for Class 2 conductor

▲ See tooling section of this catalog for complete tool and die listings. Use ONLY color coded die recommendations for -FX connectors. For nest/indenter system contact factory

• Available undrilled. Add suffix U to catalog number (example: YA25U)
 ♦ For applications greater than 2000 Volts consult cable manufacturer for voltage stress relief instructions
 Note: All dimensions shown are for reference only

Blue highlighted items are industry standard and most frequently ordered.

US: 1-800-346-4175

www.burndy.com

Canada: 1-800-387-6487