

LC1D099G7

IEC contactor, TeSys D, nonreversing, 9A, 5HP at 480VAC, 3 phase, 3 pole, 3 NO, 120VAC 50/60Hz coil, open style



Main

Range of Product	TeSys Deca
Product or Component Type	Contacteur
Device short name	LC1D
Contacteur application	Resistive load Motor control
Utilisation category	AC-1 AC-4 AC-3 AC-3e
Poles description	3P
[Ue] rated operational voltage	Power circuit <= 690 V AC 25...400 Hz Power circuit <= 300 V DC
[Ie] rated operational current	9 A (at <140 °F (60 °C)) at <= 440 V AC AC-3 for power circuit 25 A (at <140 °F (60 °C)) at <= 440 V AC AC-1 for power circuit 9 A (at <140 °F (60 °C)) at <= 440 V AC AC-3e for power circuit
[Uc] control circuit voltage	120 V AC 50/60 Hz

Complementary

Motor power kW	2.2 KW at 220...230 V AC 50/60 Hz (AC-3) 4 KW at 380...400 V AC 50/60 Hz (AC-3) 4 KW at 415...440 V AC 50/60 Hz (AC-3) 5.5 KW at 500 V AC 50/60 Hz (AC-3) 5.5 KW at 660...690 V AC 50/60 Hz (AC-3) 2.2 KW at 400 V AC 50/60 Hz (AC-4) 2.2 KW at 220...230 V AC 50/60 Hz (AC-3e) 4 KW at 380...400 V AC 50/60 Hz (AC-3e) 4 KW at 415...440 V AC 50/60 Hz (AC-3e) 5.5 KW at 500 V AC 50/60 Hz (AC-3e) 5.5 kW at 660...690 V AC 50/60 Hz (AC-3e)
Maximum Horse Power Rating	1 Hp at 230/240 V AC 50/60 Hz for 1 phase motors 2 Hp at 200/208 V AC 50/60 Hz for 3 phase motors 2 Hp at 230/240 V AC 50/60 Hz for 3 phase motors 5 Hp at 460/480 V AC 50/60 Hz for 3 phase motors 7.5 Hp at 575/600 V AC 50/60 Hz for 3 phase motors 0.33 hp at 115 V AC 50/60 Hz for 1 phase motors
Compatibility code	LC1D
Pole contact composition	3 NO
Contact compatibility	M2
Protective cover	With
[Ith] conventional free air thermal current	25 A (at 140 °F (60 °C)) for power circuit 10 A (at 140 °F (60 °C)) for signalling circuit
Irms rated making capacity	250 A at 440 V for power circuit conforming to IEC 60947 140 A AC for signalling circuit conforming to IEC 60947-5-1 250 A DC for signalling circuit conforming to IEC 60947-5-1
Rated breaking capacity	250 A at 440 V for power circuit conforming to IEC 60947

The information provided in this documentation contains general descriptions and/or technical characteristics of the performance of the products contained herein. This documentation is not intended as a substitute for and is not to be used for determining suitability or reliability of these products for specific user applications. It is the duty of any such user or integrator to perform the appropriate and complete risk analysis, evaluation and testing of the products with respect to the relevant specific application or use thereof. Neither Schneider Electric Industries SAS nor any of its affiliates or subsidiaries shall be responsible or liable for misuse of the information contained herein.

[Icw] rated short-time withstand current	105 A 104 °F (40 °C) - 10 s for power circuit 210 A 104 °F (40 °C) - 1 s for power circuit 30 A 104 °F (40 °C) - 10 min for power circuit 61 A 104 °F (40 °C) - 1 min for power circuit 100 A - 1 s for signalling circuit 120 A - 500 ms for signalling circuit 140 A - 100 ms for signalling circuit
Associated fuse rating	10 A gG for signalling circuit conforming to IEC 60947-5-1 25 A gG at ≤ 690 V coordination type 1 for power circuit 20 A gG at ≤ 690 V coordination type 2 for power circuit
Average impedance	2.5 mOhm - Ith 25 A 50 Hz for power circuit
Power dissipation per pole	1.56 W AC-1 0.2 W AC-3 0.2 W AC-3e
[Ui] rated insulation voltage	Power circuit 690 V IEC 60947-4-1 Power circuit 600 V CSA Power circuit 600 V UL Signalling circuit 690 V IEC 60947-1 Signalling circuit 600 V CSA Signalling circuit 600 V UL
Overvoltage category	III
Pollution degree	3
[Uimp] rated impulse withstand voltage	6 kV IEC 60947
Safety reliability level	B10d = 1369863 cycles contactor with nominal load EN/ISO 13849-1 B10d = 20000000 cycles contactor with mechanical load EN/ISO 13849-1
Mechanical durability	15 Mcycles
Electrical durability	0.6 Mcycles 25 A AC-1 ≤ 440 V 2 Mcycles 9 A AC-3 ≤ 440 V 2 Mcycles 9 A AC-3e ≤ 440 V
Control circuit type	AC 50/60 Hz
Coil technology	Without built-in suppressor module
Control circuit voltage limits	0.3...0.6 Uc -40...158 °F (-40...70 °C) drop-out AC 50/60 Hz 0.8...1.1 Uc -40...140 °F (-40...60 °C) operational AC 50 Hz 0.85...1.1 Uc -40...140 °F (-40...60 °C) operational AC 60 Hz 1...1.1 Uc 140...158 °F (60...70 °C) operational AC 50/60 Hz
Inrush power in VA	70 VA 60 Hz cos phi 0.75 (at 68 °F (20 °C)) 70 VA 50 Hz cos phi 0.75 (at 68 °F (20 °C))
Hold-in power consumption in VA	7.5 VA 60 Hz cos phi 0.3 (at 68 °F (20 °C)) 7 VA 50 Hz cos phi 0.3 (at 68 °F (20 °C))
Heat dissipation	2...3 W at 50/60 Hz
Operating time	12...22 ms closing 4...19 ms opening
Maximum operating rate	3600 cyc/h 140 °F (60 °C)
Connections - terminals	Control circuit: Faston terminals 1 Power circuit: plug-in connector
Auxiliary contact composition	1 NO + 1 NC
Auxiliary contacts type	Mechanically linked 1 NO + 1 NC IEC 60947-5-1 Mirror contact 1 NC IEC 60947-4-1
Signalling circuit frequency	25...400 Hz
Minimum switching voltage	17 V for signalling circuit
Minimum switching current	5 mA for signalling circuit
Insulation resistance	> 10 MOhm for signalling circuit
Non-overlap time	1.5 Ms on de-energisation between NC and NO contact 1.5 ms on energisation between NC and NO contact
Mounting Support	Rail Plate

Environment

Standards	CSA C22.2 No 14 EN 60947-4-1 EN 60947-5-1 IEC 60947-4-1 IEC 60947-5-1 UL 508
Product Certifications	UL[RETURN]LROS (Lloyds register of shipping) [RETURN]CCC[RETURN]CSA[RETURN]GOST[RETURN]RINA[RETURN]DNV[RETURN]GLF
IP degree of protection	IP20 front face IEC 60529
Protective treatment	THIEC 60068-2-30
Climatic withstand	IACS E10 exposure to damp heat IEC 60947-1 Annex Q category D exposure to damp heat
Permissible ambient air temperature around the device	-40...140 °F (-40...60 °C) 140...158 °F (60...70 °C) with derating
Operating altitude	0...9842.52 ft (0...3000 m)
Fire resistance	1562 °F (850 °C) IEC 60695-2-1
Flame retardance	V1 conforming to UL 94
Mechanical robustness	Vibrations contactor open 2 Gn, 5...300 Hz) Vibrations contactor closed 4 Gn, 5...300 Hz) Shocks contactor open 10 Gn for 11 ms) Shocks contactor closed 15 Gn for 11 ms)
Height	3.15 in (80 mm)
Width	1.77 in (45 mm)
Depth	3.39 in (86 mm)
Net Weight	0.71 lb(US) (0.32 kg)







Ordering and shipping details

Category	22354-CTR, TESYS D, OPEN, 9-38A AC
Discount Schedule	I12
GTIN	3389110802788
Returnability	No
Country of origin	FR

Packing Units

Unit Type of Package 1	PCE
Number of Units in Package 1	1
Package 1 Height	4.29 in (10.9 cm)
Package 1 Width	3.54 in (9.0 cm)
Package 1 Length	2.13 in (5.4 cm)
Package 1 Weight	11.64 oz (330.0 g)

Offer Sustainability

Sustainable offer status	Green Premium product
California proposition 65	WARNING: This product can expose you to chemicals including: Antimony oxide & Antimony trioxide, which is known to the State of California to cause cancer. For more information go to www.P65Warnings.ca.gov
REACH Regulation	 REACH Declaration
REACH free of SVHC	Yes
EU RoHS Directive	Compliant  EU RoHS Declaration
Toxic heavy metal free	Yes
Mercury free	Yes
China RoHS Regulation	 China RoHS Declaration
RoHS exemption information	 Yes
Environmental Disclosure	 Product Environmental Profile
Circularity Profile	 End Of Life Information

WEEE	The product must be disposed on European Union markets following specific waste collection and never end up in rubbish bins.
PVC free	Yes

Contractual warranty

Warranty	18 months
----------	-----------
