

LC1D1156FD

Contacteur, TeSys Deca, 3P(3NO), AC-3/AC-3e, <=440V, 115A, 110V DC standard coil, lugs/bars terminals



Main

Range	TeSys
Range of Product	TeSys Deca
Product or Component Type	Contacteur
Device short name	LC1D
Contacteur application	Motor control Resistive load
Utilisation category	AC-4 AC-3 AC-1 AC-3e
Poles description	3P
[Ue] rated operational voltage	Power circuit <= 1000 V AC 25...400 Hz Power circuit <= 300 V DC
[Ie] rated operational current	200 A (at <140 °F (60 °C)) at <= 440 V AC AC-1 for power circuit 115 A (at <140 °F (60 °C)) at <= 440 V AC AC-3 for power circuit 115 A (at <140 °F (60 °C)) at <= 440 V AC AC-3e for power circuit
[Uc] control circuit voltage	110 V DC

Complementary

Motor power kW	30 kW at 220...230 V AC 50/60 Hz (AC-3) 55 kW at 380...400 V AC 50/60 Hz (AC-3) 59 kW at 415...440 V AC 50/60 Hz (AC-3) 75 kW at 500 V AC 50/60 Hz (AC-3) 80 kW at 660...690 V AC 50/60 Hz (AC-3) 65 kW at 1000 V AC 50/60 Hz (AC-3) 18.5 kW at 400 V AC 50/60 Hz (AC-4) 30 kW at 220...230 V AC 50/60 Hz (AC-3e) 55 kW at 380...400 V AC 50/60 Hz (AC-3e) 59 kW at 415...440 V AC 50/60 Hz (AC-3e) 75 kW at 500 V AC 50/60 Hz (AC-3e) 80 kW at 660...690 V AC 50/60 Hz (AC-3e) 65 kW at 1000 V AC 50/60 Hz (AC-3e)
Maximum Horse Power Rating	30 Hp at 200/208 V AC 50/60 Hz for 3 phase motors 40 Hp at 230/240 V AC 50/60 Hz for 3 phase motors 75 Hp at 460/480 V AC 50/60 Hz for 3 phase motors 100 hp at 575/600 V AC 50/60 Hz for 3 phase motors
Compatibility code	LC1D
Pole contact composition	3 NO
Contact compatibility	M10
Protective cover	With
[Ith] conventional free air thermal current	200 A (at 140 °F (60 °C)) for power circuit
Irms rated making capacity	1260 A at 440 V for power circuit conforming to IEC 60947 140 A AC for signalling circuit conforming to IEC 60947-5-1 250 A DC for signalling circuit conforming to IEC 60947-5-1
Rated breaking capacity	1100 A at 440 V for power circuit conforming to IEC 60947

The information provided in this documentation contains general descriptions and/or technical characteristics of the performance of the products contained herein. This documentation is not intended as a substitute for and is not to be used for determining suitability or reliability of these products for specific user applications. It is the duty of any such user or integrator to perform the appropriate and complete risk analysis, evaluation and testing of the products with respect to the relevant specific application or use thereof. Neither Schneider Electric Industries SAS nor any of its affiliates or subsidiaries shall be responsible or liable for misuse of the information contained herein.

[Icw] rated short-time withstand current	250 A 104 °F (40 °C) - 10 min for power circuit 550 A 104 °F (40 °C) - 1 min for power circuit 950 A 104 °F (40 °C) - 10 s for power circuit 1100 A 104 °F (40 °C) - 1 s for power circuit 100 A - 1 s for signalling circuit 120 A - 500 ms for signalling circuit 140 A - 100 ms for signalling circuit
Associated fuse rating	250 A gG at ≤ 690 V coordination type 1 for power circuit 200 A gG at ≤ 690 V coordination type 2 for power circuit 10 A gG for signalling circuit
Average impedance	0.6 mOhm - Ith 200 A 50 Hz for power circuit
Power dissipation per pole	24 W AC-1 7.9 W AC-3 7.9 W AC-3e
[Ui] rated insulation voltage	Power circuit 600 V CSA Power circuit 600 V UL Power circuit 1000 V IEC 60947-4-1 Signalling circuit 690 V IEC 60947-1 Signalling circuit 600 V CSA Signalling circuit 600 V UL
Overvoltage category	III
Pollution degree	3
[Uimp] rated impulse withstand voltage	8 kV IEC 60947
Safety reliability level	B10d = 684932 cycles contactor with nominal load EN/ISO 13849-1 B10d = 10000000 cycles contactor with mechanical load EN/ISO 13849-1
Mechanical durability	8 Mcycles
Electrical durability	0.8 Mcycles 200 A AC-1 ≤ 440 V 0.95 Mcycles 115 A AC-3 ≤ 440 V 0.95 Mcycles 115 A AC-3e ≤ 440 V
Control circuit type	DC standard
Coil technology	With integral suppression device
Control circuit voltage limits	0.75...1.2 Uc -40...131 °F (-40...55 °C) operational DC 0.15...0.4 Uc -40...158 °F (-40...70 °C) drop-out DC 1...1.2 Uc 131...158 °F (55...70 °C) operational DC
Inrush power in W	270...365 W 68 °F (20 °C))
Hold-in power consumption in W	2.4...5.1 W 68 °F (20 °C)
Operating time	20...35 ms closing 40...75 ms opening
Time constant	25 ms
Maximum operating rate	1200 cyc/h 140 °F (60 °C)
Connections - terminals	Control circuit: lugs-ring terminals - external diameter: 0.31 in (8 mm) Power circuit: lugs-ring terminals - external diameter: 0.98 in (25 mm) Power circuit: bars 1 - busbar cross section: 5 x 25 mm
Tightening torque	Control circuit 10.62 lbf.in (1.2 N.m) lugs-ring terminals flat Ø 6 mm M3.5 Control circuit 10.62 lbf.in (1.2 N.m) lugs-ring terminals Philips No 2 M3.5 Power circuit 106.21 lbf.in (12 N.m) lugs-ring terminals hexagonal 0.51 in (13 mm) M8 Power circuit 106.21 lbf.in (12 N.m) bars hexagonal 0.51 in (13 mm) M8 Control circuit 10.62 lbf.in (1.2 N.m) lugs-ring terminals pozidriv No 2 M3.5
Auxiliary contact composition	1 NO + 1 NC
Auxiliary contacts type	Mechanically linked 1 NO + 1 NC IEC 60947-5-1 Mirror contact 1 NC IEC 60947-4-1
Signalling circuit frequency	25...400 Hz
Minimum switching voltage	17 V for signalling circuit
Minimum switching current	5 mA for signalling circuit
Insulation resistance	> 10 MOhm for signalling circuit
Non-overlap time	1.5 Ms on de-energisation between NC and NO contact 1.5 ms on energisation between NC and NO contact
Mounting Support	Plate Rail






Environment

Standards	CSA C22.2 No 14 EN 60947-4-1 EN 60947-5-1 IEC 60947-4-1 IEC 60947-5-1 UL 508
Product Certifications	UL [RETURN] RINA [RETURN] BV [RETURN] GL [RETURN] DNV [RETURN] CSA [RETURN] LROS (Lloyds register of shipping) [RETURN] CCC [RETURN] GOST [RETURN] UKCA [RETURN] CE
IP degree of protection	IP20 front face IEC 60529
Protective treatment	THIEC 60068-2-30
Climatic withstand	IACS E10 exposure to damp heat IEC 60947-1 Annex Q category D exposure to damp heat
Permissible ambient air temperature around the device	-40...140 °F (-40...60 °C) 140...158 °F (60...70 °C) with derating
Operating altitude	0...9842.52 ft (0...3000 m)
Fire resistance	1562 °F (850 °C) IEC 60695-2-1
Flame retardance	V1 conforming to UL 94
Mechanical robustness	Vibrations contactor open 2 Gn, 5...300 Hz) Vibrations contactor closed 4 Gn, 5...300 Hz) Shocks contactor closed 15 Gn for 11 ms) Shocks contactor open 6 Gn for 11 ms)
Height	6.22 in (158 mm)
Width	4.72 in (120 mm)
Depth	5.35 in (136 mm)
Net Weight	5.51 lb(US) (2.5 kg)

Packing Units

Unit Type of Package 1	PCE
Number of Units in Package 1	1
Package 1 Height	6.61 in (16.8 cm)
Package 1 Width	8.19 in (20.8 cm)
Package 1 Length	7.28 in (18.5 cm)
Package 1 Weight	4.77 lb(US) (2.162 kg)

Offer Sustainability

Sustainable offer status	Green Premium product
REACH Regulation	 REACH Declaration
EU RoHS Directive	Compliant with Exemptions
Mercury free	Yes
China RoHS Regulation	 China RoHS Declaration
RoHS exemption information	 Yes
Environmental Disclosure	 Product Environmental Profile
Circularity Profile	 End Of Life Information
WEEE	The product must be disposed on European Union markets following specific waste collection and never end up in rubbish bins.
PVC free	Yes