

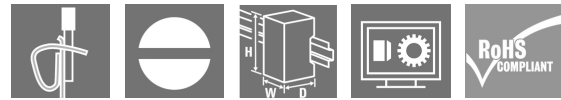
TRZ 24VDC 1CO**Weidmüller Interface GmbH & Co. KG**

Klingenbergstraße 26

D-32758 Detmold

Germany

www.weidmueller.com

Product image

- 1 CO contact
- Contact material: AgNi
- Unique multi-voltage input from 24 to 230 V UC
- Input voltages from 5 V DC to 230 V UC with coloured marking: AC: red, DC: blue, UC: white

General ordering data

| | |
|------------|--|
| Version | TERMSERIES, Relay module, Number of contacts: 1, CO contact AgNi, Rated control voltage: 24 V DC $\pm 20\%$, Continuous current: 6 A, Tension-clamp connection, Test button available: No |
| Order No. | 1122880000 |
| Type | TRZ 24VDC 1CO |
| GTIN (EAN) | 4032248905133 |
| Qty. | 10 pc(s). |

Creation date November 26, 2024 11:47:57 AM CET

Catalogue status 26.11.2024 / We reserve the right to make technical changes.

TRZ 24VDC 1CO

Weidmüller Interface GmbH & Co. KG

Klingenbergstraße 26

D-32758 Detmold

Germany

www.weidmueller.com

Technical data

Dimensions and weights

| | | | |
|------------|---------|-----------------|------------|
| Depth | 87.8 mm | Depth (inches) | 3.457 inch |
| Height | 90.5 mm | Height (inches) | 3.563 inch |
| Width | 6.4 mm | Width (inches) | 0.252 inch |
| Net weight | 30.8 g | | |

Temperatures

| | | | |
|---------------------|--|-----------------------|----------------|
| Storage temperature | -40 °C...85 °C | Operating temperature | -40 °C...60 °C |
| Humidity | 5-95% relative humidity, T _u = 40°C, without condensation | | |

Rated data UL

| | | | |
|---|--------|------------------------------------|---|
| Ambient temperature (operational), max. 60 °C | | Connection cross-section AWG, min. | AWG 26 |
| Connection cross-section AWG, max. | AWG 14 | Type of conductor | rigid copper conductor, flexible copper conductor |
| Pollution severity level | 2 | | |

Control side

| | | | |
|---------------------------------------|--|--|-----------|
| Rated control voltage | 24 V DC ±20 % | Rated current DC | 11.5 mA |
| Power rating | 280 mW | Status indicator | Green LED |
| Protective circuit | Free-wheeling diode, Reverse polarity protection | Coil voltage of the replacement relay deviating from the rated control voltage | No |
| Coil voltage of the replacement relay | 24 V DC | | |

Load side

| | | | |
|---|---|---|--------------------------------------|
| Rated switching voltage | 250 V AC | Continuous current | 6 A |
| Max. switching frequency at rated load | 0.1 Hz | Max. switching voltage, AC | 250 V |
| Max. switching voltage, DC | 250 V | Inrush current | 20 A / 20 ms |
| AC switching capacity (resistive), max. | 1500 VA | DC switching capacity (resistive), max. | 144 W @ 24 V |
| Switch-on delay | ≤ 6 ms | Switch-off delay | ≤ 16 ms |
| Contact type | 1 CO contact (AgNi) | Mechanical service life | 5 x 10 ⁶ switching cycles |
| Min. switching power | 1 mA @ 24 V, 10 mA @ 12 V, 100 mA @ 5 V | | |

General data

| | | | |
|--------------------------------------|---------------------------|----------------|--|
| Operating altitude | ≤ 2000 m, above sea level | | |
| Rail | TS 35 | | |
| Test button available | No | | |
| Mechanical switch position indicator | No | | |
| Colour | black | | |
| UL94 flammability rating component | Component | Housing | |
| | UL94 flammability rating | V-0 | |
| | Component | Retaining clip | |
| | UL94 flammability rating | V-0 | |

TRZ 24VDC 1CO

Weidmüller Interface GmbH & Co. KG

Klingenbergstraße 26

D-32758 Detmold

Germany

www.weidmueller.com

Technical data

Insulation coordination

| | | | |
|--|------------------------------|---|------------------------------|
| Rated voltage | 300 V | Pollution severity | 2 |
| Surge voltage category | III | Clearance and creepage distances for control side - load side | ≥ 6 mm |
| Dielectric strength for control side - load side | 4 kV _{eff} / 1 Min. | Type of isolation at input and output | reinforced insulation |
| Dielectric strength of open contact | 1 kV _{eff} / 1 min | Dielectric strength to mounting rail | 4 kV _{eff} / 1 Min. |
| Impulse withstand voltage | 6 kV (1.2/50 μs) | Protection degree | IP20 |

Further details of approvals / standards

| | | | |
|-----------------------|------------|-------------------------|---------|
| Certificate No. (DNV) | TAA00001E5 | Certificate no. (cULus) | E141197 |
|-----------------------|------------|-------------------------|---------|

Connection data

| | | | |
|---|--------------------------|---|----------------------|
| Wire connection method | Tension-clamp connection | Stripping length, rated connection | 8 mm |
| Clamping range, rated connection | 1.5 mm ² | Clamping range, min. | 0.14 mm ² |
| Clamping range, max. | 2.5 mm ² | Wire connection cross section AWG, min. | AWG 26 |
| Wire connection cross section AWG, max. | AWG 14 | Wire cross-section, solid, min. | 0.14 mm ² |
| Wire cross-section, solid, max. | 2.5 mm ² | Wire cross-section, solid, min. (AWG) | AWG 26 |
| Wire cross-section, solid, max. (AWG) | AWG 14 | Wire connection cross section, finely stranded, min. | 0.14 mm ² |
| Wire connection cross section, finely stranded, max. | 2.5 mm ² | Wire cross-section, finely stranded, min. (AWG) | AWG 26 |
| Wire cross-section, finely stranded, max. (AWG) | AWG 14 | Wire connection cross-section, finely stranded with wire-end ferrules DIN 46228/4, min. | 0.14 mm ² |
| Wire connection cross-section, finely stranded with wire-end ferrules DIN 46228/4, max. | 1.5 mm ² | Conductor cross-section, flexible, AEH (DIN 46228-1), min. | 0.14 mm ² |
| Conductor cross-section, flexible, AEH (DIN 46228-1), max. | 1.5 mm ² | Blade size | 0.6 x 3.5 mm |

Classifications

| | | | |
|-------------|-------------|-------------|-------------|
| ETIM 6.0 | EC001437 | ETIM 7.0 | EC001437 |
| ETIM 8.0 | EC001437 | ETIM 9.0 | EC001437 |
| ECLASS 9.0 | 27-37-16-01 | ECLASS 9.1 | 27-37-16-01 |
| ECLASS 10.0 | 27-37-16-01 | ECLASS 11.0 | 27-37-16-01 |
| ECLASS 12.0 | 27-37-16-01 | ECLASS 13.0 | 27-37-16-01 |
| ECLASS 14.0 | 27-37-16-01 | | |

Environmental Product Compliance

| | |
|--------------------------------------|--------------------------------------|
| RoHS Compliance Status | Compliant with exemption |
| RoHS Exemption (if applicable/known) | 7a, 7cl |
| REACH SVHC | Lead 7439-92-1 |
| SCIP | 9e2cbc49-76d9-4611-b8ec-5b4f549a0aa9 |

TRZ 24VDC 1CO

Weidmüller Interface GmbH & Co. KG
 Klingenbergstraße 26
 D-32758 Detmold
 Germany

www.weidmueller.com

Technical data

Approvals

Approvals



| | |
|-------------------------|------------|
| ROHS | Conform |
| UL File Number Search | UL Website |
| Certificate no. (cULus) | E141197 |

Downloads

| | |
|---|--|
| Approval/Certificate/Document of Conformity | EU Konformitätserklärung / EU Declaration of Conformity Confirmation of Standards EN 45545-2 |
| Engineering Data | CAD data – STEP |
| User Documentation | Beipackzettel / Package Insert – multilingual FL_TERMSERIES_RSS1COAgNi_LOAD_GUIDE |
| Catalogues | Catalogues in PDF-format |
| Brochures | |

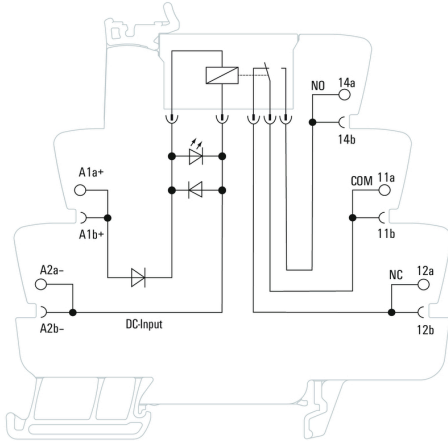
TRZ 24VDC 1CO

Weidmüller Interface GmbH & Co. KG
 Klingenbergstraße 26
 D-32758 Detmold
 Germany

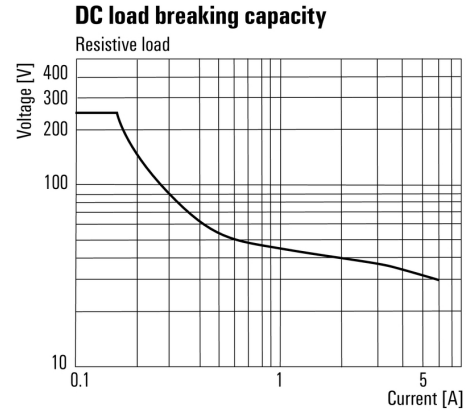
www.weidmueller.com

Drawings

Wiring diagram

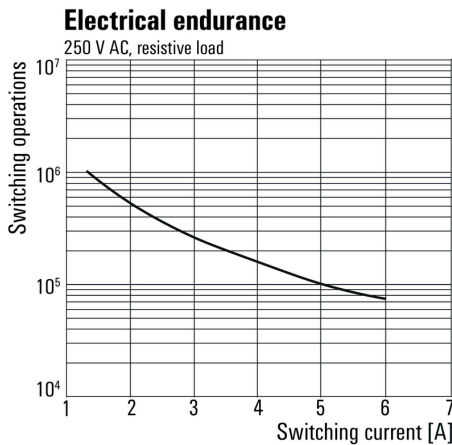


Graph



DC load limit curve

Graph



Electrical service life 230 V AC resistive load
 230 V AC resistive load

Dimensional drawing

