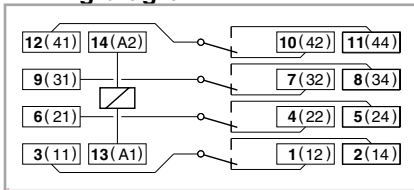


S4-B Two level screws Logic wiring

Integrated hold-down clip and removable marking label. DIN rail or panel mountable. EN/DIN and sequential numbering. According to EN60947

Wiring diagram



Specifications

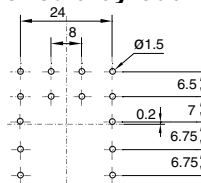
Nominal load 10 A / 250 V
 Dielectric strength (adjacent screws) 2,5 KV
 Dielectric strength (screws / rail) 2,5 KV
 Max. screw torque 1,2 Nm
 Screw dimensions M3, Pozi
 Wire in-lets capacity:
 Solid wire 4 mm² or 2 x 2,25 mm²
 Multi-core 22 - 14 AWG

Lloyd's

S4-L S4-P S4-PO 14 pin, solder and printed circuit tags

S4-L Flange panel mountable.
S4-P Printed circuit tags.
S4-PO Printed circuit tags with flange.

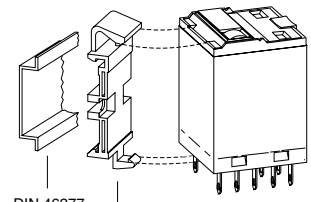
Printed circuit lay-out



Specifications

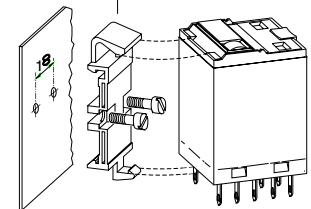
Nominal load 10 A / 250 V
 Dielectric strength (adjacent pin) 2,5 KV
 Hard brass tin-plated terminals

S4-R S5-R S4-4 Mounting accessories

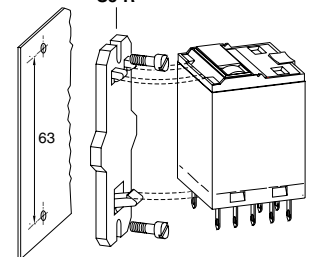


DIN 46277

S4-R



S5-R



S4-4

