

BMXCPS3500H

power supply module, Modicon X80, 100 to 240V AC, 36W, severe environment



Main

Range of Product	Modicon X80
Product or Component Type	Power supply module
Backplane compatibility	Not compatible with BMEXBP..02
Product Specific Application	For severe environments
Primary Voltage	100...240 V
Supply circuit type	AC
Secondary power	15 W 3.3 V DC 32...140 °F (0...60 °C) I/O module logic power supply 31.2 W 24 V DC 32...140 °F (0...60 °C) I/O module power supply and processor 11.3 W 3.3 V DC -13...158 °F (-25...70 °C) I/O module logic power supply 23.4 W 24 V DC -13...158 °F (-25...70 °C) I/O module power supply and processor 21.6 W 24 V DC 32...140 °F (0...60 °C) sensor power supply 16.2 W 24 V DC -13...158 °F (-25...70 °C) sensor power supply

Complementary

Primary voltage limit	85...264 V
Network Frequency	50/60 Hz
Network frequency limits	47...63 Hz
Apparent power	0.12 kVA
Input current	0.52 A 240 V 1.04 A 115 V
Inrush current	30 A 120 V 60 A 240 V
I ² t on activation	1 A ² .S 120 V 3 A ² .s 240 V
It on activation	0.05 A.S 120 V 0.07 A.s 240 V
MTBF reliability	4300000 H
Protection type	Internal fuse not accessible primary circuit Overload protection secondary circuit Overvoltage protection secondary circuit Short-circuit protection secondary circuit
Current at secondary voltage	0.9 A 24 V DC sensor power supply 1.3 A 24 V DC I/O module power supply and processor 4.5 A 3.3 V DC I/O module logic power supply
Maximum power dissipation in W	8.5 W
Status LED	1 LED (Green) rack voltage OK 1 LED (Green) sensor voltage
Control type	RESET push-button cold restart
Electrical connection	1 connector 2 alarm relay 1 connector 5 line supply, protective earth, 24 V DC input sensor
Insulation resistance	>= 100 MOhm primary/ground >= 100 MOhm primary/secondary
Net Weight	0.79 lb(US) (0.36 kg)

The information provided in this documentation contains general descriptions and/or technical characteristics of the performance of the products contained herein. This documentation is not intended as a substitute for and is not to be used for determining suitability or reliability of these products for specific user applications. It is the duty of any such user or integrator to perform the appropriate and complete risk analysis, evaluation and testing of the products with respect to the relevant specific application or use thereof. Neither Schneider Electric Industries SAS nor any of its affiliates or subsidiaries shall be responsible or liable for misuse of the information contained herein.

Environment

Immunity to microbreaks	1 ms
Dielectric strength	1500 V primary/secondary I/O module logic power supply 1500 V primary/secondary I/O module power supply and processor 2300 V primary/secondary sensor power supply 1500 V primary/ground 500 V 24 V sensor output/ground
Vibration resistance	3 gn
Shock resistance	30 gn
IP Degree of Protection	IP20
Directives	2014/35/EU - low voltage directive 2014/30/EU - electromagnetic compatibility
Product certifications	CE[RETURN]UL[RETURN]CSA[RETURN]RCM[RETURN]EAC[RETURN]Merchant Navy
Standards	IEC 61131-2 IEC 61010-2-201 UL 61010-2-201 CSA C22.2 No 61010-2-201 IACS E10 EN/IEC 61000-6-5, interface type 1 and type 2 EN/IEC 61850-3, location G
Environmental characteristic	Gas resistant class Gx ISA S71.04 Gas resistant class 3C4 IEC 60721-3-3 Dust resistant class 3S4 IEC 60721-3-3 Sand resistant class 3S4 IEC 60721-3-3 Salt resistant level 2 IEC 68252 Mold growth resistant class 3B2 IEC 60721-3-3 Fungal spore resistant class 3B2 IEC 60721-3-3 Hazardous location class I division 2
Ambient Air Temperature for Storage	-40...185 °F (-40...85 °C)
Ambient Air Temperature for Operation	-13...158 °F (-25...70 °C)
Relative humidity	5...95 % 131 °F (55 °C) without condensation
Protective treatment	Conformal coating
Operating altitude	0...6561.68 ft (0...2000 m) 2000...5000 m with derating factor

Ordering and shipping details

Category	18160-MODICON M340
Discount Schedule	PC34
GTIN	3595864029894
Returnability	Yes
Country of origin	ID

Packing Units

Unit Type of Package 1	PCE
Number of Units in Package 1	1
Package 1 Height	5.22 in (13.27 cm)
Package 1 Width	6.08 in (15.449 cm)
Package 1 Length	6.17 in (15.68 cm)
Package 1 Weight	17.64 oz (500.0 g)
Unit Type of Package 2	S04
Number of Units in Package 2	12
Package 2 Height	11.81 in (30 cm)
Package 2 Width	15.75 in (40 cm)
Package 2 Length	23.62 in (60 cm)
Package 2 Weight	15.79 lb(US) (7.16 kg)
Unit Type of Package 3	P06
Number of Units in Package 3	48
Package 3 Height	29.53 in (75 cm)
Package 3 Width	23.62 in (60 cm)

Package 3 Length	31.50 in (80 cm)
Package 3 Weight	90.39 lb(US) (41 kg)

Offer Sustainability

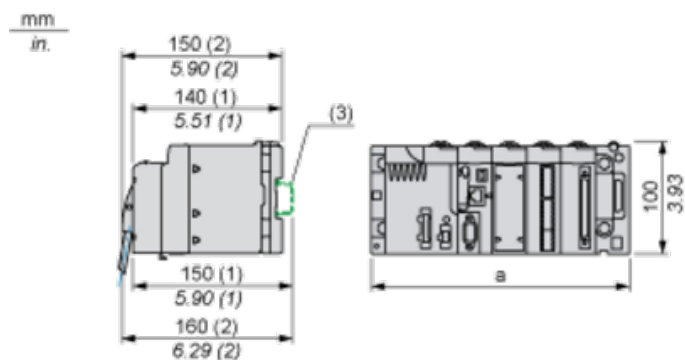
California proposition 65	WARNING: This product can expose you to chemicals including: Lead and lead compounds, which is known to the State of California to cause cancer and birth defects or other reproductive harm. For more information go to www.P65Warnings.ca.gov
RECh Regulation	RECh Declaration
EU RoHS Directive	Pro-active compliance (Product out of EU RoHS legal scope)
Mercury free	Yes
China RoHS Regulation	China RoHS Declaration
RoHS exemption information	Yes
WEEE	The product must be disposed on European Union markets following specific waste collection and never end up in rubbish bins.

Contractual warranty

Warranty	18 months
----------	-----------

Modules Mounted on Racks

Dimensions



(1) With removable terminal block (cage, screw or spring).

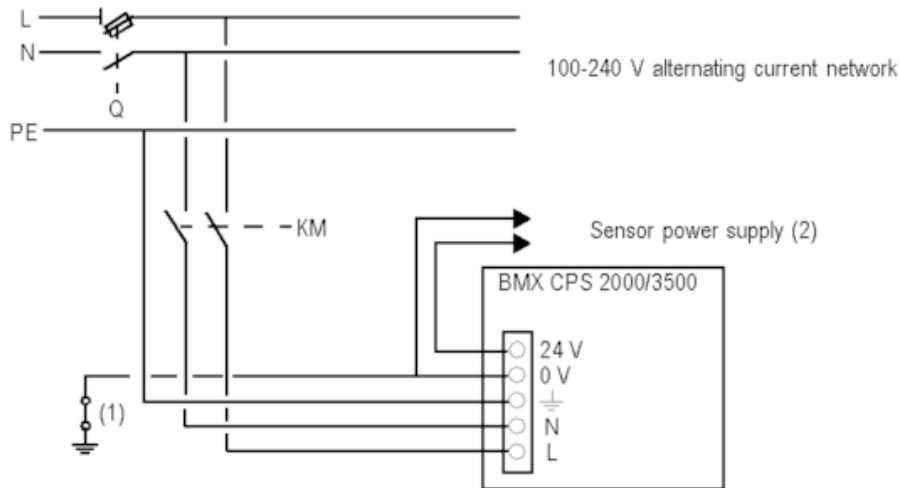
(2) With FCN connector.

(3) On AM1 ED rail: 35 mm wide, 15 mm deep. Only possible with BMXXBP0400/0400H/0600/0600H/0800/0800H rack.

Rack references	a in mm	a in in.
BMXXBP0400 and BMXXBP0400H	242.4	09.54
BMXXBP0600 and BMXXBP0600H	307.6	12.11
BMXXBP0800 and BMXXBP0800H	372.8	14.68
BMXXBP1200 and BMXXBP1200H	503.2	19.81

Connection of Alternating Current Power Supply Modules

Connection of a PLC Station Constituted of a Single Rack



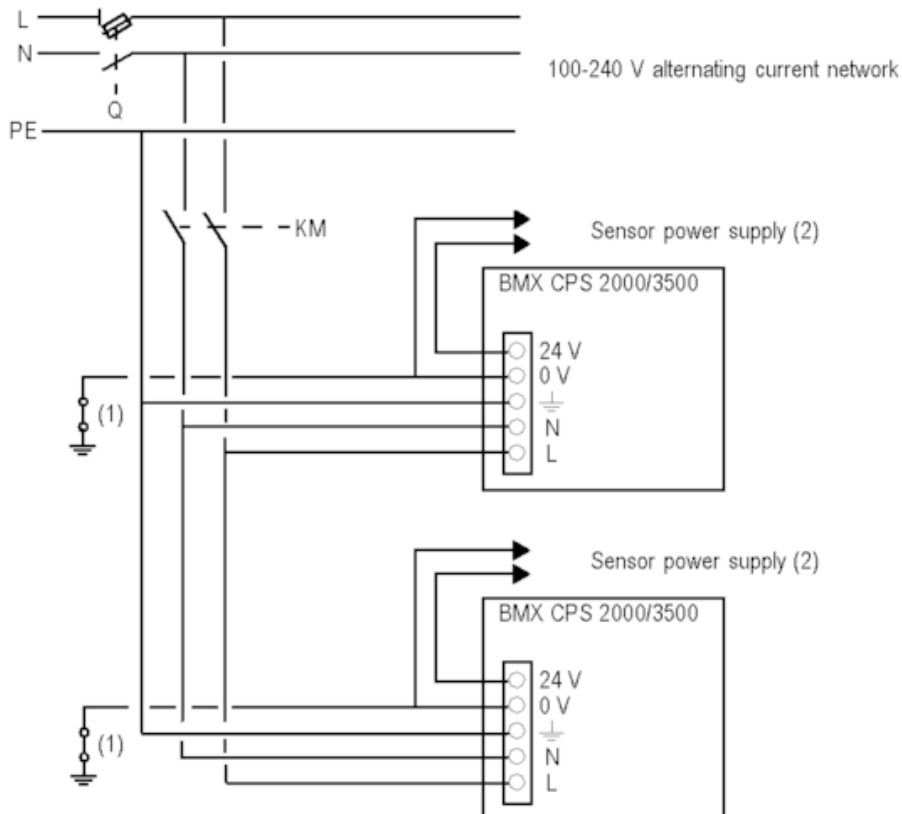
Q General isolator

KM Line contactor or circuit breaker

(1) Insulation connector bar for locating grounding errors

(2) Available current of 0.45 A for the BMXCPS2000 module or 0.9 A for the BMXCPS3500 module

Connection of a PLC Station Constituted of Several Racks



Q General isolator

KM Line contactor or circuit breaker

(1) Insulation connector bar for locating grounding errors

(2) Available current of 0.45 A for the BMXCPS2000 module or 0.9 A for the BMXCPS3500 module