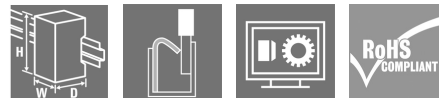


UR20-16DO-P-PLC-INT

Weidmüller Interface GmbH & Co. KG
 Klingenbergstraße 26
 D-32758 Detmold
 Germany
 www.weidmueller.com

Product image



Digital output modules P- or N-switching; short-circuit-proof; up to 3-wire + FE

The module electronics supply the connected actuators from the output current path (U_{OUT}).

Digital output modules are available in the following variants: 4 DO, 8 DO with 2- and 3-wire technology, 16 DO with or without PLC interface connection. They are mainly used for the incorporation of decentralised actuators. All outputs are designed for DC-13 actuators acc. to DIN EN 60947-5-1 and IEC 61131-2 specifications. As with the digital input modules, frequencies of up to 1 kHz are possible. Protection of the outputs ensures maximum system safety. This consists of an automatic restart following a short-circuit. Clearly visible LEDs signal the status of the entire module as well as the status of individual channels.

In addition to the standard applications of the digital output modules, the range also includes special variants such as the 4RO-SSR module for rapidly switching applications. Fitted with solid state technology, 0.5 A is available here to each output. Furthermore, there is also the 4RO-CO relay module for power-intensive applications. It is equipped with four CO contacts, optimised for a switching voltage of 255 V UC and designed for a switching current of 5 A.

General ordering data

| | |
|-------------------|--|
| Version | Remote I/O module, IP20, Digital signals, Output, PLC |
| Order No. | 1315270000 |
| Type | UR20-16DO-P-PLC-INT |
| GTIN (EAN) | 4050118118162 |
| Qty. | 1 pc(s). |
| Replacement parts | 1350930000 1346740000 1483940000 |

UR20-16DO-P-PLC-INT

Weidmüller Interface GmbH & Co. KG

Klingenbergstraße 26

D-32758 Detmold

Germany

www.weidmueller.com

Technical data

Dimensions and weights

| | | | |
|-----------------------------|---------|-----------------|------------|
| Depth | 76 mm | Depth (inches) | 2.992 inch |
| Height | 120 mm | Height (inches) | 4.724 inch |
| Width | 11.5 mm | Width (inches) | 0.453 inch |
| Mounting dimension - height | 128 mm | Net weight | 85 g |

Temperatures

| | | | |
|---------------------|-------------------|-----------------------|-------------------|
| Storage temperature | -40 °C ... +85 °C | Operating temperature | -20 °C ... +60 °C |
|---------------------|-------------------|-----------------------|-------------------|

digital outputs

| | | | |
|--|---|--|-----|
| Actuator connection | PLC-Interface | | |
| Feedback-free | Yes | | |
| Individual channel diagnosis | No | | |
| Inductive load (DC13) | 0.2 Hz | | |
| Lamp load (12 W) | 1 kHz | | |
| Max. response time, high | 100 µs | | |
| Max. response time, low | 250 µs | | |
| Module diagnosis | Yes | | |
| Number of digital outputs | 16 | | |
| Output current per channel, max. | 500 mA | | |
| Output current per module, max. | 8,000 mA | | |
| Output current per module, remark | 2 A with supply via a flat ribbon cable | | |
| Resistive load (min. 47 Ω) | 1 kHz | | |
| Response time of the protective circuit (current limiting) | < 100µs | | |
| Short-circuit-proof | Yes (thermal cut-out) | | |
| Simultaneity factor | min. | | 0 % |
| | max. | | 0 % |
| | nominal | | 0 % |
| Switch-off energy (inductive) | < 150 mJ / channel | | |
| Type | Lamp load, Ohmic, Inductive | | |

Connection data

| | | | |
|--|--------------------------------|--|----------------------|
| I/O plug-in connector | 20-pin ribbon cable connection | Type of connection | PUSH IN |
| Wire connection cross section, finely stranded, max. | 1.5 mm ² | Wire connection cross section, finely stranded, min. | 0.14 mm ² |
| Wire cross-section, finely stranded, max. (AWG) | AWG 16 | Wire cross-section, finely stranded, min. (AWG) | AWG 26 |
| Wire cross-section, solid, max. | 1.5 mm ² | Wire cross-section, solid, max. (AWG) | AWG 16 |
| Wire cross-section, solid, min. | 0.14 mm ² | Wire cross-section, solid, min. (AWG) | AWG 26 |

UR20-16DO-P-PLC-INT

Weidmüller Interface GmbH & Co. KG

Klingenbergstraße 26

D-32758 Detmold

Germany

www.weidmueller.com

Technical data

General data

| | | | |
|--------------------------|--|---------------------------|--|
| Air humidity (operation) | 10% to 95%, non-condensing as per DIN EN 61131-2 | Air humidity (storage) | 10% to 95%, non-condensing as per DIN EN 61131-2 |
| Air humidity (transport) | 10% to 95%, non-condensing as per DIN EN 61131-2 | Air pressure (operation) | ≥ 795 hPa (height ≤ 2000 m) as per DIN EN 61131-2 |
| Air pressure (storage) | 1013 hPa (height 0 m) to 700 hPa (height 3000 m) as per DIN EN 61131-2 | Air pressure (transport) | 1013 hPa (height 0 m) to 700 hPa (height 3000 m) as per DIN EN 61131-2 |
| Pollution severity | 2 | Rail | TS 35 |
| Shock | 15 g over 11 ms, half sinus wave, acc. to IEC 60068-2-27 | Surge voltage category | II |
| Test voltage | 500 V | UL 94 flammability rating | V-0 |
| Vibration resistance | 5 Hz ≤ f ≤ 8.4 Hz: 3.5-mm amplitude as per IEC 60068-2-6, 8.4 Hz ≤ f ≤ 150 Hz: 1 g acceleration as per IEC 60068-2-6 | | |

Power supply

| | | | |
|--|--|--|------|
| Current consumption from I _{OUT} (the respective power segment) | 20 mA + load | Current consumption from I _{sys} , typ. | 8 mA |
| Voltage supply | 24 V DC +20 %/ -15 %, via the system bus | | |

System data

| | | | |
|--------------------|---|--|------------------------------------|
| Connection type | PUSH IN | Diagnostic data | 1 Bit |
| Field bus protocol | PROFINET IRT, PROFINET RT, PROFIBUS DP-V1, EtherCAT, Modbus/TCP, EtherNet/IP, CANopen, DeviceNet, POWERLINK, CC-Link, CC-Link IE TSN, IEC 61162-450 | Galvanic isolation | 500 V DC between the current paths |
| Interface | u-remote system bus | Module type | Special module |
| Process data | 2 Byte | Transmission speed of system bus, max. | 48 Mbit |

Classifications

| | | | |
|-------------|-------------|-------------|-------------|
| ETIM 6.0 | EC001599 | ETIM 7.0 | EC001599 |
| ETIM 8.0 | EC001599 | ETIM 9.0 | EC001599 |
| ECLASS 9.0 | 27-24-26-04 | ECLASS 9.1 | 27-24-26-04 |
| ECLASS 10.0 | 27-24-26-04 | ECLASS 11.0 | 27-24-26-04 |
| ECLASS 12.0 | 27-24-26-04 | ECLASS 13.0 | 27-24-26-04 |
| ECLASS 14.0 | 27-24-26-04 | | |

Environmental Product Compliance

| | |
|--------------------------------------|---|
| RoHS Compliance Status | Compliant with exemption |
| RoHS Exemption (if applicable/known) | 7a, 7cl |
| REACH SVHC | Lead 7439-92-1 Diboron trioxide 1303-86-2 Lead monoxide 1317-36-8 |
| SCIP | b5ed5bad-cbfe-4ad3-903c-fc3d1093a415 |

UR20-16DO-P-PLC-INT

Weidmüller Interface GmbH & Co. KG
Klingenbergstraße 26
D-32758 Detmold
Germany

www.weidmueller.com

Technical data

Approvals

Approvals



| | |
|---------------------------|------------|
| ROHS | Conform |
| UL File Number Search | UL Website |
| Certificate no. (cULus) | E141197 |
| Certificate no. (cULusEX) | E223527 |

Downloads

| | |
|---|---|
| Approval/Certificate/Document of Conformity | KC certificate Compass safe distance certificate Lloyds Register certificate DNV certificate ABS certificate RINA certificate Bureau Veritas - Type Approval Certificate PRS (Polish Register of Shipping) NIPPON KAIJI KYOKAI Certificate - ClassNK DEMKO15ATEX1525X CCC certificate CCS certificate CCS certificate UKCA Declaration of Conformity - EN CE Declaration of Conformity - DE |
| Engineering Data | CAD data – STEP Compatibility information – Combinability of UR20 |
| User Documentation | Handbuch u-remote DE Manual u-remote EN |
| Catalogues | Catalogues in PDF-format |

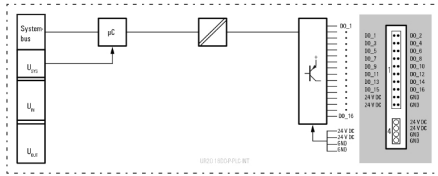
UR20-16DO-P-PLC-INT

Weidmüller Interface GmbH & Co. KG
 Klingenbergstraße 26
 D-32758 Detmold
 Germany

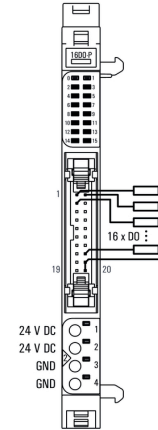
www.weidmueller.com

Drawings

Block diagram



Connection diagram



Explanation of abbreviations

Digital output modules

