



Main

Range of Product	Lexium SD3
Product or Component Type	Motion stepper drive
Device short name	SD326
Supply voltage limits	100...120 V 200...240 V

Complementary

Format of the drive	Block
Phase	Single phase
[Us] rated supply voltage	100...120 V - 15...10 % 200...230 V - 15...10 %
Supply voltage type	AC/DC
Network frequency limits	50...60 Hz - 15...10 %)
Communication interface	Pulse/direction, Integrated
Maximum motor phase current	2.5 A
Nominal power	180 W 115 V 270 W 230 V
Short-circuit current	0.5 kA
Associated fuse rating	6 A 115 V 6 A 230 V
Overvoltage category	III
Inrush current	60 A
Maximum leakage current	30 mA IEC 60990-3
Voltage state 0 guaranteed	≤ 5 V 24 V optocoupler input signals ≤ 0.5 V 5 V optocoupler input signals
Voltage state 1 guaranteed	15...30 V 24 V optocoupler input signals 2.5...5.25 V 5 V optocoupler input signals
Input current	25 mA 5 V optocoupler input signals 7 mA 24 V optocoupler input signals
Maximum input frequency	200 KHz 24 V optocoupler input signals 200 kHz 5 V optocoupler input signals
Maximum switching voltage	30 V DC readiness signal output)
Maximum switching current	200 mA readiness signal output)
Maximum voltage drop	<1 V 50 mA load readiness signal output
Type of cooling	Natural convection
Maximum mechanical speed	3000 rpm
Height	5.71 in (145 mm)
Width	2.83 in (72 mm)
Depth	5.51 in (140 mm)
Shock resistance	15 gn 11 ms IEC 60068-2-27
Net Weight	2.43 lb(US) (1.1 kg)

Environment

Electromagnetic compatibility	Electrostatic discharge level 3 IEC 61000-4-2 Immunity to electrical transients level 4 IEC 61000-4-4 Immunity to radiated radio-electrical interference level 3 IEC 61000-4-3 Voltage/current impulse level 3 IEC 61000-4-5
Standards	IEC 50178 IEC 61800-3 environment 1 EN/IEC 61800-3 environment 2 IEC 61800-3 IEC 61800-5-1
Product Certifications	UL[RETURN]cUL
Marking	CE
Ambient air temperature for operation	32...104 °F (0...40 °C) UL[RETURN]32...122 °F (0...50 °C)
Ambient Air Temperature for Storage	-13...158 °F (-25...70 °C)
Pollution degree	Level 2
Relative humidity	5...85 % without condensation
Operating altitude	<= 3280.84 ft (1000 m) without derating > 3280.84...< 6561.68 ft (> 1000...< 2000 m) without derating maximum ambient temperature 40°C, no protective film, lateral distance of > 50mm)
Vibration resistance	1 gn 13...150 Hz)IEC 60068-2-6 1.5 mm 3...13 Hz)IEC 60068-2-6
IP degree of protection	IP20 On upper part: IP40 (without removal of protective film)

Ordering and shipping details

Category	18285-STEPPER DRIVES
Discount Schedule	PC55
GTIN	3389119224321
Returnability	Yes
Country of origin	DE

Packing Units

Unit Type of Package 1	PCE
Number of Units in Package 1	1
Package 1 Height	5.31 in (13.500 cm)
Package 1 Width	6.50 in (16.500 cm)
Package 1 Length	7.40 in (18.800 cm)
Package 1 Weight	2.77 lb(US) (1.256 kg)
Unit Type of Package 2	P06
Number of Units in Package 2	46
Package 2 Height	29.53 in (75.000 cm)
Package 2 Width	23.62 in (60.000 cm)
Package 2 Length	31.50 in (80.000 cm)
Package 2 Weight	153.90 lb(US) (69.810 kg)

Offer Sustainability

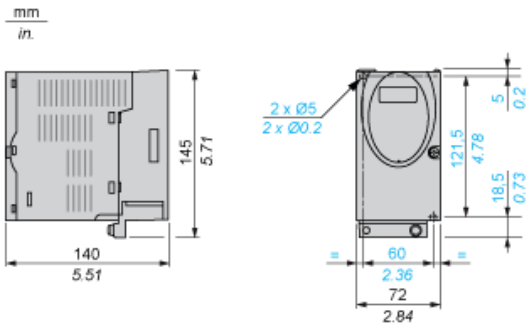
Sustainable offer status	Green Premium product
California proposition 65	WARNING: This product can expose you to chemicals including: Lead and lead compounds, which is known to the State of California to cause cancer and birth defects or other reproductive harm. For more information go to www.P65Warnings.ca.gov
REACH Regulation	REACH Declaration
EU RoHS Directive	Pro-active compliance (Product out of EU RoHS legal scope)
Mercury free	Yes
China RoHS Regulation	China RoHS Declaration
RoHS exemption information	Yes
Environmental Disclosure	Product Environmental Profile

Circularity Profile	End Of Life Information
PVC free	Yes

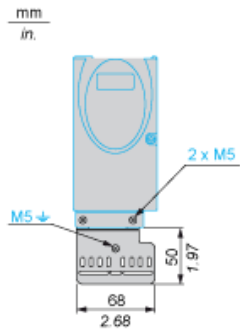
Contractual warranty

Warranty	18 months
----------	-----------

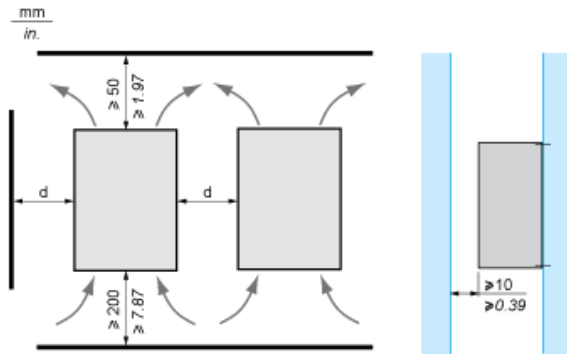
Dimensions



EMC mounting plate (included)



Mounting and Clearance



Ambient temperature	Mounting distances	Mounting recommendations	
		Without protective film (1)	With protective film
0 ... +40 °C	d > 50 mm/1.97 in.	None	None
d > 50 mm/1.97 in.	None	d > 10 mm/0.39 in.	
+40 ... +50 °C	d > 50 mm/1.97 in.	None	Reduce nominal and continuous current by 2.2 % per °C above 40 °C
d > 50 mm/1.97 in.	Reduce nominal and continuous current	Operation not possible	
(1) Recommendation: remove protective film after installation.			

SD326 Connection Example

