

NightFox™ Electronic Photocontrols are a long life solution for LED and new induction light fixtures.



Installing LED light fixtures that maximize the benefits of reduced maintenance and greater energy efficiency require photocontrols that are equal to the task. Intermatic's NightFox™ Electronic Photocontrol portfolio is designed to match the long life of LED and induction lighting fixtures with a 10- to 20-year service life expectancy. This allows full realization of both the cost savings and benefits of maintenance-free lighting installations.

Designed, tested and warrantied for long life

NightFox™ photocontrols are designed to include a solid-state light sensor and relays that feature zero-crossing technology for more precise control and long service life.

As a leading manufacturer of photocontrols, we truly understand the technology needed for today's lighting

applications. We pioneered a comprehensive testing approach that took the best information from NEMA 410 and UL standards, and combined them into a photocontrol testing methodology that ensures a maximized ROI. This testing gives us the confidence to back our products with 6-, 8- and 12-year product warranties.

Zero-Crossing Technology

High-current transients have been proven to negatively impact the lifespan of traditional photocontrols, negating the reduced maintenance cost associated with LED luminaires. Learn how the NightFox™ Electronic Photocontrol portfolio uses zero-crossing technology to suppress the impact of inrush current.

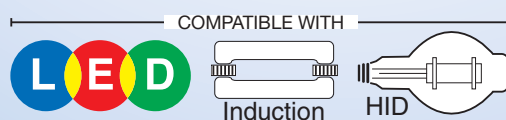
Go to www.youtube.com/user/IntermaticInc



Portfolio highlights:

- Locking type models in two voltage ranges, 120-277 V or 347-480 V, accommodate any supply power configuration
- Zero-crossing electronic circuitry for extended life*
- Conformal coated PCB assemblies for long term reliability*
- Non-drift silicon light sensor with IR filter
- Enhanced surge protection with 255 J, 510 J, and 685 J MOV components
- Meet or exceed ANSI C136.10/C136.24 and UL/CSA requirements
- Fail ON setting keeps the light ON until a photocontrol can be serviced, ensuring safety and security
- Tested to full ON/OFF lifecycles under tungsten, magnetic and electronic ballast/LED driver loads
- Standard, Specifier and Select grade locking type models feature 6-, 8- and 12-year warranties
- 10- to 20-year design life









* Except Standard grade locking type models.



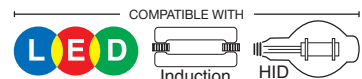
NightFox™ Locking Type Photocontrols

Our locking type design facilitates fast installation and changeover of photocontrols. They enable simple and reliable dusk-to-dawn, ON/OFF control of outdoor lighting applications, including street lighting, parking lots, pedestrian pathways and athletic facilities.

Specifier, Select and Standard models fit your needs, light fixture life expectancy and budget.

	 		 		
	Specifier		Select		Standard
Model #	LED4536SC	LED4537SC	EK4536	EK4537	ELC4536
Operating Voltage	120-277 VAC, 50/60 Hz		120-277 VAC, 50/60 Hz		120-277 VAC, 50/60 Hz
Load Ratings					
Tungsten	1000 W		1000 W		1000 W
Magnetic Ballast	1800 VA		1800 VA		1800 VA
Electronic Ballast	8 A		6 A		2 A
Activation	Instant ON, 2-5 Sec. Delay OFF		Instant ON, 2-5 Sec. Delay OFF		Instant ON, 2-5 Sec. Delay OFF
Light Level	1.5 fc ON; 2.25 fc OFF		1.5 fc ON; 2.25 fc OFF		1.5 fc ON; 2.25 fc OFF
Time Delay	2 to 5 sec		2 to 5 sec		2 to 5 sec
MOV*	510 J	685 J	510 J	685 J	510 J
Surge Protection Level per ANSI C136.10	10 kV/5 kA		10 kV/5 kA		6kV/3 kA
ON/OFF Switching Cycles	15,000 Plus		10,000 Plus		5,000 Plus
Design Life	20-year		15-year		10-year
Warranty					








*Metal Oxide Varistor






NightFox™ Fixed Mount Photocontrols

Fixed mount photocontrols provide an energy-saving solution for light fixtures designed with knockouts. The photocontrol can be permanently affixed onto wall packs, outdoor light posts or other exterior lighting installations. Swivel-type models allow the flexibility to adjust the photo eye based on the direction of the light.

A variety of styles meets practically any type of installation requirement.

						
	Button	In-Wall	Stem Mount Side Lens, Plastic	Stem Mount Side Lens, Metal	Stem & Swivel Side Lens	Stem & Swivel Top Lens
Model #	EK4036S	EK4336S	EK4136S	EK4436SM	EK4236S	EK4736S
Operating Voltage	120-277 VAC, 50/60 Hz					
Load Ratings						
Tungsten	1000 W					
Magnetic Ballast	1800 VA					
Electronic Ballast	6 A					
Activation	1.5 fc ON; 2.25 fc OFF					
Time Delay	2 to 5 sec					
MOV*	255 J/5,000 A surge					
Surge Protection Level per ANSI C136.10	6 kV/3 kA					
ON/OFF Switching Cycles	10,000 Plus					
Wire Leads	#18 AWG, 9" or 6" L					
Design Life	15-year					
Warranty						

Adjust photo eye sensitivity or nuisance cycling with these accessories.

	6LV1352 Light Shield For use with EK4036S, EK4336S and K4000C photocontrols.
	22LG116 Light Guard Metal bracket/shutter/glider for use with EK4100 and EK4200 photocontrols.
	LGLBL Lens Stickers 12 stickers/pack. For use with EK4036S, EK4336S, EK4436SM and K4000C photocontrols.

