



## Main

Range of Product	Harmony XB7
Product or Component Type	Pilot light
Device short name	XB7
Mounting diameter	0.87 in (22 mm)
Sale per indivisible quantity	10
Operator additional information	With plain lens
Light source	Incandescent
Device presentation	Monolithic product

## Complementary

Height	1.14 in (29 mm)
Width	1.14 in (29 mm)
Depth	2.13 in (54 mm)
Terminals description ISO n°1	(X1-X2)PL
Net Weight	0.04 lb(US) (0.02 kg)
Overvoltage category	Class II IEC 60536
Device mounting	Fixing hole 0.89 in (22.5 mm) 22.3 +0.4/0 IEC 60947-5-1
Fixing center	>= 30 x 40 mm support panel) metal 0.04...0.24 in (1...6 mm) >= 30 x 40 mm support panel) plastic 0.08...0.24 in (2...6 mm)
Fixing mode	Fixing nut beneath head 17.70...21.24 lbf.in (2...2.4 N.m)
Shape of signaling unit head	Round
Cap/operator or lens colour	Red
Connections - terminals	Faston connectors 6.35 x 0.8 mm IEC 60947-1 Forked type tag connectors 6.5 mm IEC 60947-1 Screw clamp terminals, <= 2 x 1.5 mm <sup>2</sup> with cable end IEC 60947-1 Screw clamp terminals, 1 x 0.22...2 x 2.5 mm <sup>2</sup> without cable end IEC 60947-1
Tightening torque	7.08...10.62 lbf.in (0.8...1.2 N.m) IEC 60947-1
Shape of screw head	Cross JIS No 1 Cross Philips no 1 Cross pozidriv No 1 Slotted flat Ø 4 mm Slotted flat Ø 5.5 mm
[Ui] rated insulation voltage	250 V 3)IEC 60947-1
[Uimp] rated impulse withstand voltage	6 kV IEC 60947-1
Signalling type	Steady
Bulb base	BA 9s
Light block supply	Direct through resistor <2.6 W 130 V
[Us] rated supply voltage	230 V AC 50/60 Hz
Supply voltage limits	195...264 V AC
Service life	2000 h at rated voltage and 25 °C
Compatibility code	XB7

## Environment

Protective treatment	TH
Ambient Air Temperature for Storage	-40...158 °F (-40...70 °C)
Ambient Air Temperature for Operation	-13...131 °F (-25...55 °C)
IP degree of protection	IP20 IEC 60529 rear face) IP54 IEC 60529 front face)
NEMA degree of protection	NEMA 12
Standards	CSA C22.2 No 14 UL 508 IEC 60947-1 JIS C8201-5-1 IEC 60947-5-1 JIS C8201-1
Vibration resistance	5 gn 2...500 Hz)IEC 60068-2-6
Shock resistance	50 gn 11 ms) half sine wave acceleration IEC 60068-2-27
Electromagnetic compatibility	Disturbing field emission class B conforming to IEC 55011



## Ordering and shipping details

Category	22469-PUSHBUTTON,22MM ACCESSORIES-NEW
Discount Schedule	CS2
GTIN	3389110839654
Returnability	No
Country of origin	ID

## Packing Units

Unit Type of Package 1	PCE
Number of Units in Package 1	1
Package 1 Height	1.18 in (3.000 cm)
Package 1 Width	1.18 in (3.000 cm)
Package 1 Length	2.17 in (5.500 cm)
Package 1 Weight	0.71 oz (20.000 g)
Unit Type of Package 2	BB1
Number of Units in Package 2	10
Package 2 Height	2.76 in (7.000 cm)
Package 2 Width	3.94 in (10.000 cm)
Package 2 Length	5.91 in (15.000 cm)
Package 2 Weight	7.16 oz (203.000 g)
Unit Type of Package 3	S01
Number of Units in Package 3	100
Package 3 Height	5.91 in (15.000 cm)
Package 3 Width	5.91 in (15.000 cm)
Package 3 Length	15.75 in (40.000 cm)
Package 3 Weight	4.92 lb(US) (2.232 kg)

## Offer Sustainability

Sustainable offer status	Green Premium product
California proposition 65	WARNING: This product can expose you to chemicals including: Lead and lead compounds, which is known to the State of California to cause cancer and birth defects or other reproductive harm. For more information go to <a href="http://www.P65Warnings.ca.gov">www.P65Warnings.ca.gov</a>
REACH Regulation	 <a href="#">REACH Declaration</a>
REACH free of SVHC	Yes
EU RoHS Directive	Pro-active compliance (Product out of EU RoHS legal scope)  <a href="#">EU RoHS Declaration</a>
Toxic heavy metal free	Yes
Mercury free	Yes

China RoHS Regulation	<a href="#">China RoHS Declaration</a>
RoHS exemption information	<a href="#">Yes</a>
Environmental Disclosure	<a href="#">Product Environmental Profile</a>
Circularity Profile	<a href="#">End Of Life Information</a>
WEEE	The product must be disposed on European Union markets following specific waste collection and never end up in rubbish bins.

### Contractual warranty

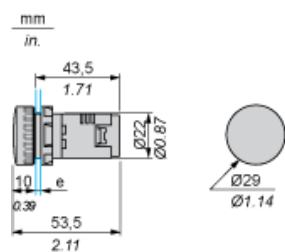
Warranty	18 months
----------	-----------

---

Pilot Light with Screw Terminal

---

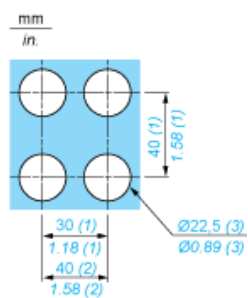
Dimensions



e Support panel thickness: 1 to 6 mm/0.4 to 0.24 in. (metal), 2 to 6 mm/0.8 to 0.24 in. (plastic).

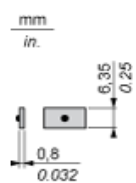
## Mounting

### Diameter of Finished Fixing Holes



- (1) Minimum value.
- (2) 40 mm/1.58 in. for Emergency switching off pushbutton only.
- (3) Standard value: Ø 22.3 (0; + 0.4) mm/Ø 0.88 (0; + 0.02) in.

### Faston Clip Connection



### “U” Type Tag Connection



- (1) 6.5 mm/0.26 in. recommended, 7 mm/0.28 in. max.
- (2) M3 screw clamp terminal.

---

Wiring Diagram

---



(1) bulb BA 9s