

Main

Range of Product	Advantys Telefast ABE7
Product or Component Type	Plug-in electromechanical relay
Control circuit type	DC
Minimum ordered quantity	Set of 4

Complementary

Width pitch dimension	0.39 in (10 mm)
Product Compatibility	ABE7P16T212 ABE7P16T214 ABE7P16T210 ABE7P16T230E ABE7R16T210 ABE7R16T212 ABE7P16T215 ABE7P16T230
[Uc] control circuit voltage	24 V
[Ith] conventional free air thermal current	5 A
Contacts type and composition	1 NO
Threshold tripping voltage	19.7 V 104 °F (40 °C)
Drop-out voltage	2.4 V 68 °F (20 °C)
Drop-out current	1 mA 68 °F (20 °C)
Maximum power dissipation per pole	0.36 W
Associated fuse rating	1 A, fast blow
Maximum switching voltage	130 V DC IEC 60947-5-1 250 V AC 50/60 Hz IEC 60947-5-1
Electrical durability	500000 Cycles 1500 mA 230 V AC-12 500000 Cycles 1500 mA 24 V DC-12 500000 Cycles 600 mA 24 V DC-13 10 ms 500000 cycles 900 mA 230 V AC-15
Minimum switching current	10 mA >= 5 V
Electrical reliability	1e-008
Operating rate in Hz	10 Hz no load 0.5 Hz at Ie
Mechanical durability	20000000 cycles
[Uimp] rated impulse withstand voltage	2.5 kV IEC 60947-1
Width	0.39 in (10 mm)
Net Weight	0.02 lb(US) (0.008 kg)

Environment

Max immunity to microbreaks	5 ms
Dielectric strength	2000 V IEC 60947-1

Ordering and shipping details

Category	22375-INTERFACE MODULE(ABA,R,S)
Discount Schedule	CP2
GTIN	3389110644739
Returnability	Yes
Country of origin	JP

Packing Units

Unit Type of Package 1	PCE
Number of Units in Package 1	1
Package 1 Height	1.38 in (3.5 cm)
Package 1 Width	1.65 in (4.2 cm)
Package 1 Length	1.77 in (4.5 cm)
Package 1 Weight	0.25 oz (7 g)
Unit Type of Package 2	BB1
Number of Units in Package 2	4
Package 2 Height	1.38 in (3.5 cm)
Package 2 Width	1.65 in (4.2 cm)
Package 2 Length	1.77 in (4.5 cm)
Package 2 Weight	1.23 oz (35 g)
Unit Type of Package 3	S01
Number of Units in Package 3	288
Package 3 Height	5.91 in (15 cm)
Package 3 Width	5.91 in (15 cm)
Package 3 Length	15.75 in (40 cm)
Package 3 Weight	6.09 lb(US) (2.761 kg)

Offer Sustainability

California proposition 65	WARNING: This product can expose you to chemicals including: Lead and lead compounds, which is known to the State of California to cause cancer and birth defects or other reproductive harm. For more information go to www.P65Warnings.ca.gov
REACH Regulation	REACH Declaration
REACH free of SVHC	Yes
EU RoHS Directive	Pro-active compliance (Product out of EU RoHS legal scope) EU RoHS Declaration
Toxic heavy metal free	Yes
Mercury free	Yes
China RoHS Regulation	China RoHS Declaration
RoHS exemption information	Yes
PVC free	Yes

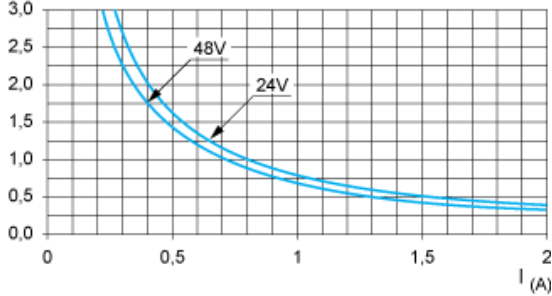
Contractual warranty

Warranty	18 months
----------	-----------

Electrical Durability (in Millions of Operating Cycles) Conforming to IEC 60947-5-1

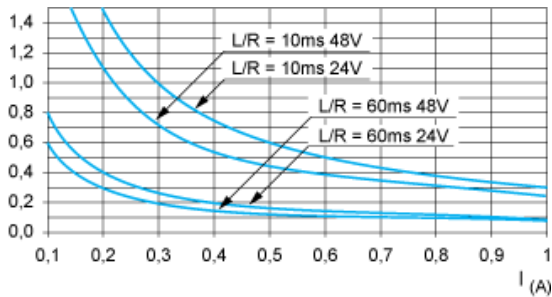
DC Loads

DC12 curves



DC12control of resistive loads and of solid state loads isolated by optocoupler, $I/R \leq 1$ ms.

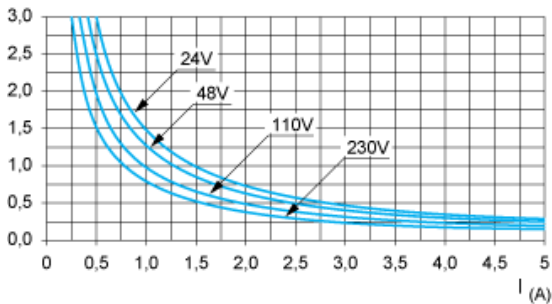
DC13 curves



DC13switching electromagnets, $L/R \leq 2 \times (U_e \times I_e)$ in ms, U_e : rated operational voltage, I_e : rated operational current (with a protective diode on the load, DC12 curves must be used with a coefficient of 0.9 applied to the number in millions of operating cycles)

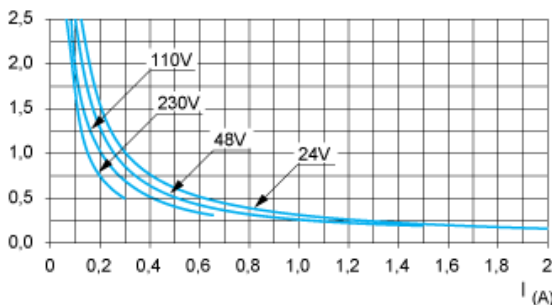
AC Loads

AC12 curves



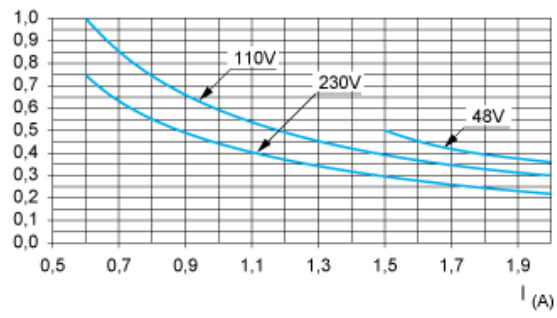
AC12control of resistive loads and of solid state loads isolated by optocoupler, $\cos \phi \geq 0.9$.

AC14 curves



AC14control of small electromagnetic loads ≤ 72 VA, make: $\cos \phi = 0.3$, break: $\cos \phi = 0.3$.

AC15 curves



AC15 control of electromagnetic loads > 72 VA, make: $\cos \phi = 0.7$, break: $\cos \phi = 0.4$.