







Form 35™ Malleable Iron Conduit Outlet Bodies, Covers and Gaskets

Covers Furnished with Stainless Steel Fastening Screws.

NEC/CEC — Suitable for use in the following
Hazardous Locations:
Class I, Division 2 per NEC 501.10(B)(4)

Covers and Gaskets ①

Body Size (Inches)	Blank Stamped Steel	Blank Cast Malleable	Neoprene	Composition Fiber
	 Domed: 1/2" – 3"	 Flat: 1/2" – 2"		
	 Flat: 3-1/2" – 6"	 Domed: 2-1/2" – 4"	Tear out inner section to convert to "open type" gasket.	
1/2	K50	K50-CM	GK50-N	GK50-V
3/4	K75	K75-CM	GK75-N	GK75-V
1	K100	K100-CM	GK100-N	GK100-V
1-1/4	K125-150	K125-150-CM	GK125-150-N	GK125-150-V
1-1/2	K125-150	K125-150-CM	GK125-150-N	GK125-150-V
2	K200	K200-CM	GK200-N	GK200-V
2-1/2	K250-300	K250-300-CM	GK250-300-N	GK-250-300-V
3	K250-300	K250-300-CM	GK250-300-N	GK-250-300-V
3-1/2	K350-400	K350-400-CM	GK350-400-N	GK-350-400-V
4	K350-400	K350-400-CM	GK350-400-N	GK-350-400-V
5	K500	—	GK500-SN ②	—
6	K600	—	GK600-SN ②	—

① Refer to previous page for Wiring Capacity Table.

② Not perforated.