



## Main

Range of Product	Modicon TM5
Product or Component Type	Discrete input module
Discrete input number	2
Discrete input voltage	100...240 V

## Complementary

Range Compatibility	Modicon LMC058 PacDrive LMC motion controller Modicon M258
Product Compatibility	PacDrive LMC Pro Motion controller PacDrive LMC Pro 2 Logic controller PacDrive LMC Eco
Discrete input voltage type	AC
Input voltage limits	100...240 V
Discrete input current	5...11 mA
Color	Black
Input filtering	<= 25 ms configurable by software <= 30 ms hardware from state 1 to state 0 <= 40 ms hardware from state 0 to state 1
Protection Type	Short-circuit protection
Isolation	No insulation between channels 2500 V AC insulation between channel and bus for 1 minute
Maximum voltage drop	<2 V at 500 mA sensor supply
Maximum supply current for sensors	500 mA
Current consumption	28 mA 5 V DC bus
Maximum power dissipation in W	0.69 W
Local signalling	1 LED green power supply 1 LED red power supply 2 LEDs green input status
Electrical connection	3 wires
Marking	CE
Net Weight	0.06 lb(US) (0.025 kg)

The information provided in this documentation contains general descriptions and/or technical characteristics of the products of the performance of the products contained herein. This documentation is not intended as a substitute for and is not to be used for determining suitability or reliability of these products for specific user applications. It is the duty of any such user or integrator to perform the appropriate and complete risk analysis, evaluation and testing of the products with respect to the relevant specific application or use thereof. Neither Schneider Electric Industries SAS nor any of its affiliates or subsidiaries shall be responsible or liable for misuse of the information contained herein.

## Environment

Standards	UL 508 CSA C22.2 No 142 CSA C22.2 No 213 IEC 61131-2
Product Certifications	GOST-R[RETURN]CSA[RETURN]C-tick[RETURN]cULus
Ambient air temperature for operation	14...131 °F (-10...55 °C) without derating horizontal installation) 14...140 °F (-10...60 °C) with derating factor horizontal installation) 14...122 °F (-10...50 °C) vertical installation)
Ambient Air Temperature for Storage	-40...158 °F (-40...70 °C)
Relative Humidity	5...95 % without condensation
IP degree of protection	IP20IEC 61131-2
Pollution degree	2 IEC 60664
Operating altitude	0...6561.68 ft (0...2000 m)
Storage altitude	0.00...9842.52 ft (0...3000 m)
Vibration resistance	1 gn 8.4...150 Hz DIN rail 3.5 mm 5...8.4 Hz DIN rail
Shock resistance	15 gn 11 ms
Electromagnetic compatibility	Electrostatic discharge immunity test, 4 kV on contact EN/IEC 61000-4-2 Electrostatic discharge immunity test, 8 kV in air EN/IEC 61000-4-2 Susceptibility to electromagnetic fields, 1 V/m 2...2.7 GHz EN/IEC 61000-4-3 Susceptibility to electromagnetic fields, 10 V/m 80...2000 MHz EN/IEC 61000-4-3 Electrical fast transient/burst immunity test, 1 kV I/O EN/IEC 61000-4-4 Electrical fast transient/burst immunity test, 1 kV shielded cable EN/IEC 61000-4-4 Electrical fast transient/burst immunity test, 2 kV power lines EN/IEC 61000-4-4 1.2/50 µs shock waves immunity test, 0.5 kV differential mode EN/IEC 61000-4-5 1.2/50 µs shock waves immunity test, 1 kV common mode EN/IEC 61000-4-5 Conducted RF disturbances EN/IEC 61000-4-6 Conducted and radiated emissions CISPR 11

## Ordering and shipping details

Category	22532-M258 PLC
Discount Schedule	PC12
GTIN	3595864074467
Returnability	No
Country of origin	AT

## Packing Units

Unit Type of Package 1	PCE
Number of Units in Package 1	1
Package 1 Height	0.79 in (2.0 cm)
Package 1 Width	2.36 in (6.0 cm)
Package 1 Length	4.13 in (10.5 cm)
Package 1 Weight	1.38 oz (39.0 g)

## Offer Sustainability

Sustainable offer status	Green Premium product
California proposition 65	WARNING: This product can expose you to chemicals including: Lead and lead compounds, which is known to the State of California to cause cancer and birth defects or other reproductive harm. For more information go to <a href="http://www.P65Warnings.ca.gov">www.P65Warnings.ca.gov</a>
REACH Regulation	<a href="#">REACH Declaration</a>
REACH free of SVHC	Yes
EU RoHS Directive	Pro-active compliance (Product out of EU RoHS legal scope) <a href="#">EU RoHS Declaration</a>
Toxic heavy metal free	Yes
Mercury free	Yes
China RoHS Regulation	<a href="#">China RoHS Declaration</a>

RoHS exemption information	<a href="#">Yes</a>
Environmental Disclosure	<a href="#">Product Environmental Profile</a>
Circularity Profile	<a href="#">End Of Life Information</a>
WEEE	The product must be disposed on European Union markets following specific waste collection and never end up in rubbish bins.
PVC free	Yes

### Contractual warranty

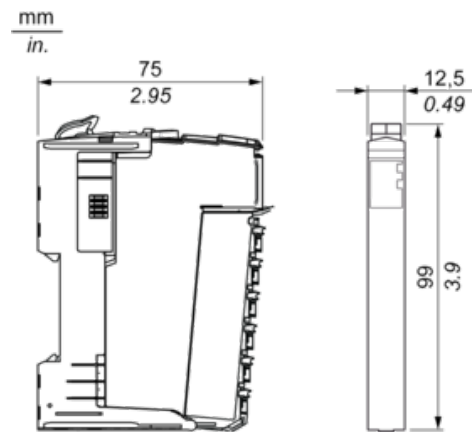
Warranty	18 months
----------	-----------

---

TM5 Slice

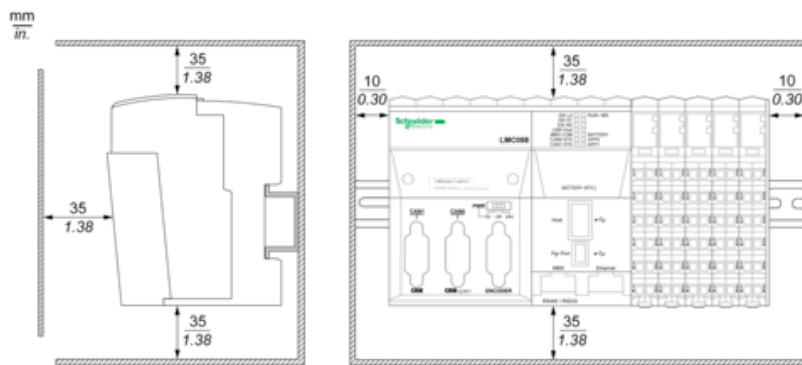
---

Dimensions

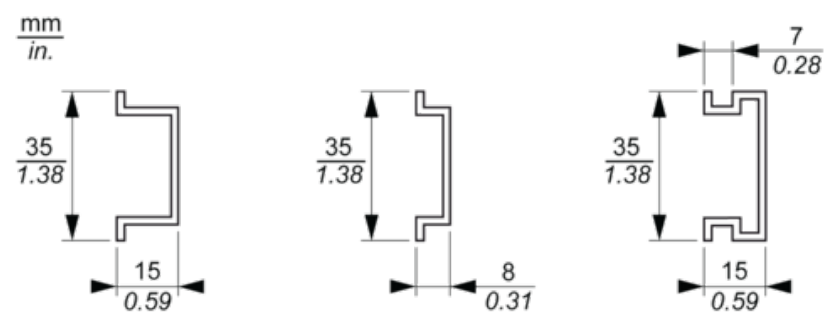


TM5 System

Spacing Requirements








Mounting on a DIN Rail



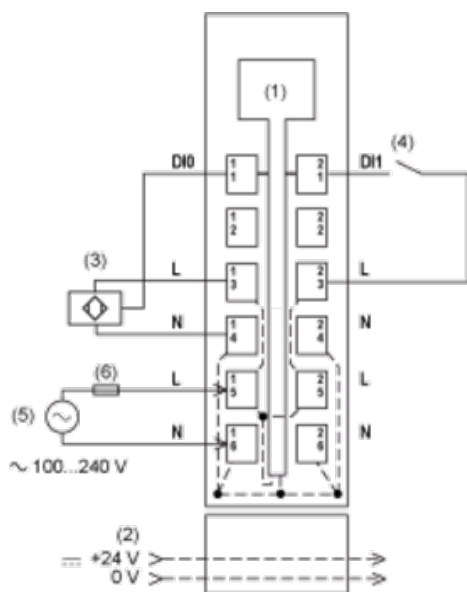
TM5 System Wiring Recommendations

Wire Sizes to Use with the Removable Spring Terminal Blocks

$\frac{\text{mm}}{\text{in.}}$ 				
mm <sup>2</sup>	0,08...2,5	0,25...2,5	0,25...1,5	2 x 0,25...2 x 0,75
AWG	28...14	24...14	24...16	2 x 24...2 x 18

Electronic Module 2DI 100 ... 240 Vac 3 Wires

Wiring Diagram



- (1) Internal electronics
- (2) 24 Vdc I/O power segment integrated into the bus bases
- (3) 3-wire sensor
- (4) 2-wire sensor
- (5) External power supply: 100...240 Vac
- (6) External fuse type T slow-blow 1 A 250 V