

# BMH1002P17F1A

servo motor BMH, Lexium 32, 6.2Nm, 6000rpm, keyed shaft, with brake, IP54, 16 multiturn encoder, straight



## Main

Product or Component Type	Servo motor
Device short name	BMH
Maximum mechanical speed	6000 rpm
Continuous stall torque	54.87 Lbf.in (6.2 N.m) LXM32.D18N4 6 A, 400 V, three phase 54.87 lbf.in (6.2 N.m) LXM32.D18N4 6 A, 480 V, three phase
Peak stall torque	162.85 Lbf.in (18.4 N.m) LXM32.D18N4 6 A, 400 V, three phase 162.85 lbf.in (18.4 N.m) LXM32.D18N4 6 A, 480 V, three phase
Nominal output power	1600 W LXM32.D18N4 6 A, 400 V, three phase 1600 W LXM32.D18N4 6 A, 480 V, three phase
Nominal torque	34.52 Lbf.in (3.9 N.m) LXM32.D18N4 6 A, 400 V, three phase 34.52 lbf.in (3.9 N.m) LXM32.D18N4 6 A, 480 V, three phase
Nominal speed	4000 rpm LXM32.D18N4 6 A, 400 V, three phase 4000 rpm LXM32.D18N4 6 A, 480 V, three phase
Product compatibility	LXM32.D18N4 400...480 V three phase
Shaft end	Keyed
IP Degree of Protection	IP54 standard
Speed feedback resolution	32768 points/turn x 4096 turns
Holding brake	With
Mounting Support	International standard flange
Electrical Connection	Straight connectors

## Complementary

Range Compatibility	Lexium 32
[Us] rated supply voltage	480 V
Phase	Three phase
Continuous stall current	5.04 A
Continuous power	2.36 W
Maximum current Irms	18 A LXM32.D18N4
Maximum permanent current	18.23 A
Second shaft	Without second shaft end
Shaft diameter	0.75 in (19 mm)
Shaft length	1.57 in (40 mm)
Key width	1.18 in (30 mm)
Feedback type	Multiturn SinCos Hiperface
Holding torque	48.68 lbf.in (5.5 N.m) holding brake
Motor flange size	3.94 in (100 mm)
Number of motor stacks	2
Torque constant	1.2 N.m/A 248 °F (120 °C)
Back emf constant	77 V/krpm 248 °F (120 °C)
Number of motor poles	10

The information provided in this documentation contains general descriptions and/or technical characteristics of the performance of the products contained herein. This documentation is not intended as a substitute for and is not to be used for determining suitability or reliability of these products for specific user applications. It is the duty of any such user or integrator to perform the appropriate and complete risk analysis, evaluation and testing of the products with respect to the relevant specific application or use thereof. Neither Schneider Electric Industries SAS nor any of its affiliates or subsidiaries shall be responsible or liable for misuse of the information contained herein.

Rotor inertia	6.77 kg.cm <sup>2</sup>
Stator resistance	1.51 Ohm 68 °F (20 °C)
Stator inductance	7.5 mH 68 °F (20 °C)
Stator electrical time constant	5 ms 68 °F (20 °C)
Maximum radial force Fr	990 N 1000 rpm 790 N 2000 rpm 690 N 3000 rpm 620 N 4000 rpm 580 N 5000 rpm
Maximum axial force Fa	0.2 x Fr
Brake pull-in power	12 W
Type of cooling	Natural convection
Length	7.96 in (202.3 mm)
Centring collar diameter	3.74 in (95 mm)
Centring collar depth	0.14 in (3.5 mm)
Number of mounting holes	4
Mounting holes diameter	0.35 in (9 mm)
Circle diameter of the mounting holes	4.53 in (115 mm)
Net Weight	14.11 lb(US) (6.4 kg)


### Ordering and shipping details

Category	18282-LEXIUM 32 MOTORS
Discount Schedule	PC53
GTIN	3606485196237
Returnability	No
Country of origin	DE

### Packing Units

Unit Type of Package 1	PCE
Number of Units in Package 1	1
Package 1 Height	7.68 in (19.500 cm)
Package 1 Width	8.66 in (22.000 cm)
Package 1 Length	15.75 in (40.000 cm)
Package 1 Weight	14.76 lb(US) (6.696 kg)
Unit Type of Package 2	S04
Number of Units in Package 2	2
Package 2 Height	11.81 in (30 cm)
Package 2 Width	15.75 in (40 cm)
Package 2 Length	23.62 in (60 cm)
Package 2 Weight	30.96 lb(US) (14.042 kg)
Unit Type of Package 3	P06
Number of Units in Package 3	8
Package 3 Height	29.53 in (75.000 cm)
Package 3 Width	31.50 in (80.000 cm)
Package 3 Length	23.62 in (60.000 cm)
Package 3 Weight	141.47 lb(US) (64.168 kg)

### Offer Sustainability

Sustainable offer status	Green Premium product
California proposition 65	WARNING: This product can expose you to chemicals including: Lead and lead compounds, which is known to the State of California to cause cancer and birth defects or other reproductive harm. For more information go to <a href="http://www.P65Warnings.ca.gov">www.P65Warnings.ca.gov</a>
REACH Regulation	 <a href="#">REACH Declaration</a>
EU RoHS Directive	Pro-active compliance (Product out of EU RoHS legal scope)
Mercury free	Yes

China RoHS Regulation	<a href="#">China RoHS Declaration</a>
RoHS exemption information	<a href="#">Yes</a>
Environmental Disclosure	<a href="#">Product Environmental Profile</a>
Circularity Profile	No need of specific recycling operations
WEEE	The product must be disposed on European Union markets following specific waste collection and never end up in rubbish bins.
PVC free	Yes
<b>Contractual warranty</b>	
Warranty	18 months

Servo Motors Dimensions

Example with Straight Connectors



- a: Power supply for servo motor brake
- b: Power supply for servo motor encoder
- (1) Shaft end, keyed slot (optional)
- (2) For screw M6 x 21 mm/M6 x 0.83 in.

Dimensions in mm

Straight connectors		Rotatable angled connectors		c (without brake)	c (with brake)
b1	b2	b1	b2		
39.5	25.5	39.5	39.5	160	202

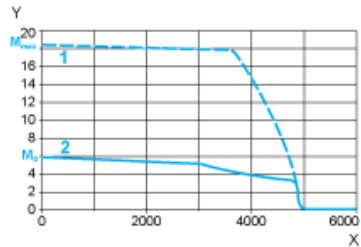
Dimensions in in.

Straight connectors		Rotatable angled connectors		c (without brake)	c (with brake)
b1	b2	b1	b2		
1.55	1.00	1.55	1.55	6.29	7.95

400 V 3-Phase Supply Voltage

Torque/Speed Curves

Servo motor with LXM32-D18N4 servo drive

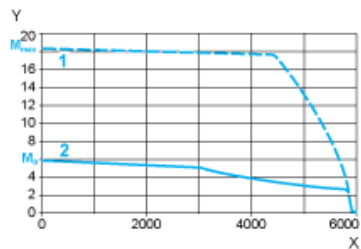


- X Speed in rpm
- Y Torque in Nm
- 1 Peak torque
- 2 Continuous torque

480 V 3-Phase Supply Voltage

Torque/Speed Curves

Servo motor with LXM32-D18N4 servo drive



- X Speed in rpm
- Y Torque in Nm
- 1 Peak torque
- 2 Continuous torque