



Main

Range of Product	Harmony Control Relays
Relay Type	Voltage control relay
Product or Component Type	Voltage control relay
Product Specific Application	For single-phase and DC supply
Relay name	RM17UAS
Relay monitored parameters	Overvoltage or undervoltage detection Self-powered
Time delay	Adjustable 0.1...10 s, 0 + 10 % on crossing the threshold
Switching capacity in VA	1250 VA
Minimum switching current	10 mA 5 V DC
Maximum switching current	5 A AC/DC
Power consumption in VA	0...3 VA AC
Measurement range	65...260 V voltage AC 50/60 Hz 65...260 V voltage DC
Utilisation category	AC-12 IEC 60947-5-1 AC-13 IEC 60947-5-1 AC-14 IEC 60947-5-1 AC-15 IEC 60947-5-1 DC-12 IEC 60947-5-1 DC-13 IEC 60947-5-1 DC-14 IEC 60947-5-1
Contacts type and composition	1 C/O

Complementary

Reset time	1500 ms time delay
Maximum switching voltage	250 V AC/DC
[Us] Rated Supply Voltage	110...240 V AC/DC 50/60 Hz +/- 10 %
Supply voltage limits	50...270 V AC/DC
Maximum power consumption in W	1 W DC
Immunity to microbreaks	20 ms
Control circuit frequency	50...60 Hz +/- 10 %
Output contacts	1 C/O
Nominal output current	5 A
Maximum measuring cycle	150 ms measurement cycle as true rms value
Hysteresis	5...20 % threshold setting
Delay at power up	1000 Ms DC 500 ms AC
Measurement accuracy	+/- 10 % of the full scale value
Repeat accuracy	+/- 0.5 % input and measurement circuit +/- 1 % time delay
Measurement error	< 1 % over the whole range with voltage variation 0.2 %/°C with temperature variation
Polarity	Non reversible polarity on DC supply
Quality labels	CE

Overvoltage category	III IEC 60664-1
Insulation resistance	> 500 MOhm 500 V DC IEC 60255-5 > 500 MOhm 500 V DC IEC 60664-1
[Ui] rated insulation voltage	250 V IEC 60664-1 400 V IEC 60664-1
Operating position	Any position without derating
Connections - terminals	Screw terminals, 1 x 0.5...1 x 4 mm ² AWG 20...AWG 11) solid without cable end Screw terminals, 2 x 0.5...2 x 2.5 mm ² AWG 20...AWG 14) solid without cable end Screw terminals, 1 x 0.2...2 x 2.5 mm ² AWG 24...AWG 12) flexible with cable end Screw terminals, 2 x 0.2...2 x 1.5 mm ² AWG 24...AWG 16) flexible with cable end
Tightening torque	5.31...8.85 lbf.in (0.6...1 N.m) IEC 60947-1
Housing material	Self-extinguishing plastic
Local signalling	For power ON LED (green) For relay ON LED (yellow)
Mounting support	35 mm symmetrical DIN rail conforming to IEC 60715
Electrical durability	100000 cycles
Mechanical durability	30000000 cycles
Operating rate	<= 360 operations/hour full load
Width	0.69 in (17.5 mm)
Net Weight	0.18 lb(US) (0.08 kg)
Compatibility code	RM17

Environment

Electromagnetic compatibility	Emission standard for industrial environments conforming to IEC 61000-6-4 Emission standard for residential, commercial and light-industrial environments conforming to IEC 61000-6-3 Immunity for industrial environments conforming to NF EN/IEC 61000-6-2
Standards	IEC 60255-6
Product Certifications	GL[RETURN]JUL[RETURN]GOST[RETURN]CSA[RETURN]C-tick
Directives	89/336/EEC - electromagnetic compatibility 73/23/EEC - low voltage directive
Ambient Air Temperature for Storage	-40...158 °F (-40...70 °C)
Ambient air temperature for operation	-4...122 °F (-20...50 °C)
Relative humidity	95 % 131 °F (55 °C) IEC 60068-2-30
Vibration resistance	0.35 mm 5...57.6 Hz)IEC 60068-2-6 1 gn 57.6...150 Hz)IEC 60255-21-1
Shock resistance	5 gn IEC 60068-2-27
IP degree of protection	IP20 IEC 60529 terminals) IP30 IEC 60529 casing)
Pollution degree	3 IEC 60664-1
Dielectric test voltage	2 KV AC 50 Hz, 1 min IEC 60255-5 2 kV AC 50 Hz, 1 min IEC 60664-1
Non-dissipating shock wave	4 KV IEC 60255-5 4 KV IEC 60664-1 4 kV IEC 61000-4-5

Ordering and shipping details

Category	22380-RELAYS-MEASUREMENT (RM17-RM35)
Discount Schedule	CP2
GTIN	3389119405126
Returnability	Yes
Country of origin	ID

Packing Units

Unit Type of Package 1	PCE
Number of Units in Package 1	1
Package 1 Height	1.02 in (2.6 cm)
Package 1 Width	3.15 in (8.0 cm)
Package 1 Length	3.70 in (9.4 cm)

Package 1 Weight	3.17 oz (90.0 g)
Unit Type of Package 2	S02
Number of Units in Package 2	48
Package 2 Height	5.91 in (15.0 cm)
Package 2 Width	11.81 in (30.0 cm)
Package 2 Length	15.75 in (40.0 cm)
Package 2 Weight	10.60 lb(US) (4.809 kg)

Offer Sustainability

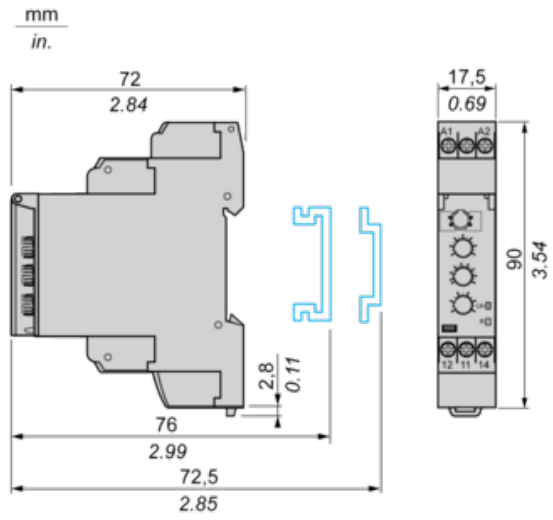
Sustainable offer status	Green Premium product
California proposition 65	WARNING: This product can expose you to chemicals including: Lead and lead compounds, which is known to the State of California to cause cancer and birth defects or other reproductive harm. For more information go to www.P65Warnings.ca.gov
REACH Regulation	REACH Declaration
EU RoHS Directive	Pro-active compliance (Product out of EU RoHS legal scope)
Mercury free	Yes
China RoHS Regulation	China RoHS Declaration
RoHS exemption information	Yes
Environmental Disclosure	Product Environmental Profile
Circularity Profile	End Of Life Information
WEEE	The product must be disposed on European Union markets following specific waste collection and never end up in rubbish bins.

Contractual warranty

Warranty	18 months
----------	-----------

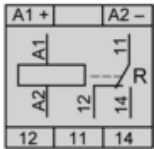
Single-Phase and DC Voltage Control Relays

Dimensions and Mounting

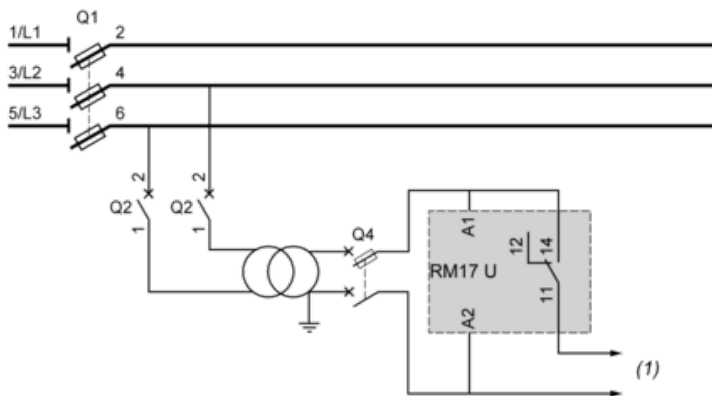


Single-Phase and DC Voltage Control Relays

Wiring Diagram



Application Scheme

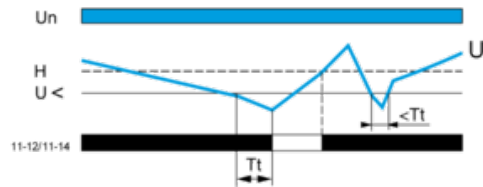


(1) To sensitive loads

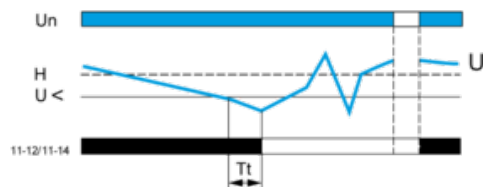
Function Diagrams

Undervoltage Control

Without memory ("No Memory" mode)

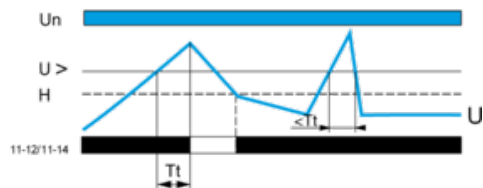


With memory ("Memory" mode)

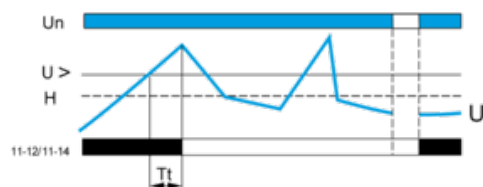


Overvoltage Control

Without memory ("No Memory" mode)



With memory ("Memory" mode)



Legend

- Tt Time delay after crossing of threshold
- Un Nominal supply voltage
- U Monitored supply voltage
- H Hysteresis
- U> Overvoltage threshold
- U< Undervoltage threshold
- 11-12, 11-14 Output relay connections (refer to Connections and Schema)

Relay status: black color = energized.

NOTE: In "Memory" mode, the relay opens when crossing of the threshold is detected and then stays in that position. The power supply voltage must be switched off to reset the product.