



## Main

Range compatibility	Lexium 32i
Product or component type	Servo motor with power stage
Device short name	BMI

## Complementary

Maximum mechanical speed	6000 rpm
[Us] rated supply voltage	115...230 V - 15...10 %
Supply voltage limits	100...240 V
Phase	Single phase
Supply frequency	50/60 Hz - 5...5 %
Network frequency limits	47.5...63 Hz
EMC filter	Integrated
Continuous output current	6 A 8 kHz
Output current 3s peak	18 A 230 V 3 s
Continuous stall current	6 A
Continuous stall torque	53.10 lbf.in (6 N.m) 115...230 V single phase
Peak stall torque	128.34 lbf.in (14.5 N.m) 115 V single phase 128.34 lbf.in (14.5 N.m) 230 V single phase
Nominal output power	750 W 115 V single phase 1300 W 230 V single phase
Nominal torque	47.79 lbf.in (5.4 N.m) 115 V single phase 38.94 lbf.in (4.4 N.m) 230 V single phase
Nominal speed	1400 rpm 115 V single phase 3000 rpm at 230 V single phase
Maximum current Irms	30 A 115 V, single phase 30 A 230 V, single phase
Product compatibility	Drive control unit LXM32i CANopen Drive control unit LXM32i EtherCAT
Shaft end	Untapped
Second shaft	Without second shaft end
Shaft diameter	0.75 in (19 mm)
Shaft length	1.57 in (40 mm)
Feedback type	Absolute multiturn SinCos Hiperface
Speed feedback resolution	131072 points/turn x 4096 turns
Holding brake	With
Holding torque	48.68 lbf.in (5.5 N.m) holding brake
Mounting support	International standard flange
Motor flange size	3.94 in (100 mm)
Electrical connection	Printed circuit board connector
Torque constant	0.89 N.m/A 68 °F (20 °C)
Back emf constant	58.5 V/krpm 68 °F (20 °C)

Number of motor poles	10
Rotor inertia	6.77 kg.cm <sup>2</sup>
Stator resistance	1.08 Ohm 68 °F (20 °C)
Stator inductance	4.7 mH 68 °F (20 °C)
Stator electrical time constant	4.35 ms 68 °F (20 °C)
Maximum radial force Fr	990 N 1000 rpm 790 N 2000 rpm 690 N 3000 rpm 620 N 4000 rpm 580 N 5000 rpm
Maximum axial force Fa	0.2 x Fr
Brake pull-in power	8 W
Type of cooling	Natural convection
Length	11.10 in (282 mm)
Number of motor stacks	2
Centring collar diameter	3.74 in (95 mm)
Centring collar depth	0.14 in (3.5 mm)
Number of mounting holes	4
Mounting holes diameter	0.35 in (9 mm)
Circle diameter of the mounting holes	4.53 in (115 mm)
Distance shaft shoulder-flange	0.14 in (3.5 mm)

## Environment

IP degree of protection	Shaft IP54 Housing IP65
-------------------------	----------------------------

## Ordering and shipping details

Category	18287 - LEXIUM 32 INTEGRATED DRIVES
Discount Schedule	PC56
GTIN	03606485377278
Nbr. of units in pkg.	1
Package weight(Lbs)	21 lb(US) (9.53 kg)
Returnability	No
Country of origin	DE

## Packing Units

Unit Type of Package 1	PCE
Package 1 Height	9.84 in (25 cm)
Package 1 width	7.32 in (18.6 cm)
Package 1 Length	21.65 in (55 cm)

## Offer Sustainability

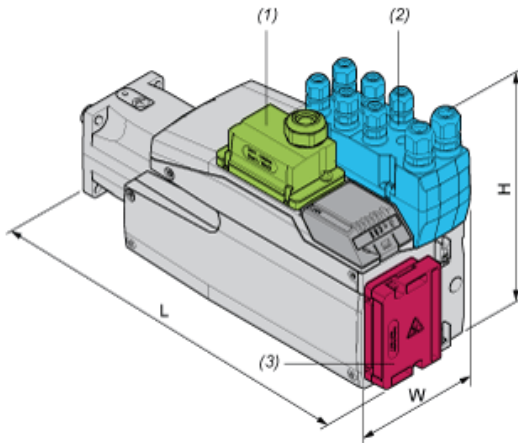
Sustainable offer status	Green Premium product
California proposition 65	WARNING: This product can expose you to chemicals including: Lead and lead compounds, which is known to the State of California to cause cancer and birth defects or other reproductive harm. For more information go to <a href="http://www.P65Warnings.ca.gov">www.P65Warnings.ca.gov</a>
REACH Regulation	<a href="#">REACH Declaration</a>
EU RoHS Directive	Pro-active compliance (Product out of EU RoHS legal scope) <a href="#">EU RoHS Declaration</a>
Mercury free	Yes
RoHS exemption information	<a href="#">Yes</a>
China RoHS Regulation	<a href="#">China RoHS Declaration</a>
Environmental Disclosure	<a href="#">Product Environmental Profile</a>
Circularity Profile	<a href="#">End Of Life Information</a>

WEEE	The product must be disposed on European Union markets following specific waste collection and never end up in rubbish bins.
PVC free	Yes
<b>Contractual warranty</b>	
Warranty	18 months

External Dimensions

With Standard Braking Resistor

Mounting type A



- (1) Module for supply voltage
- (2) I/O module
- (3) Standard braking resistor

Dimensions in mm

W	H	L
132,6	217	337

Dimensions in in.

W	H	L
5,22	8,54	13,27

Mounting type B



- (1) Module for supply voltage
- (2) I/O module
- (3) Standard braking resistor

Dimensions in mm

W	H	L
132,6	168	386

Dimensions in in.

W	H	L
5,22	6,61	15,2

### With External Braking Resistor

Mounting type C



- (1) Module for supply voltage
- (2) I/O module
- (4) External braking resistor

Dimensions in mm

W	H	L
132,6	217	349

Dimensions in in.

W	H	L
5,22	8,54	13,74

Mounting type D



- (1) Module for supply voltage
- (2) I/O module
- (4) External braking resistor

Dimensions in mm

W	H	L
132,6	180	386

Dimensions in in.

W	H	L
5,22	7,09	15,2

Mounting type E



- (1) Module for supply voltage
- (2) I/O module
- (4) External braking resistor

Dimensions in mm

W	H	L
132,6	217	376

Dimensions in in.

W	H	L
5,22	8,54	14,8

Mounting type F



- (1) Module for supply voltage
- (2) I/O module
- (4) External braking resistor

Dimensions in mm

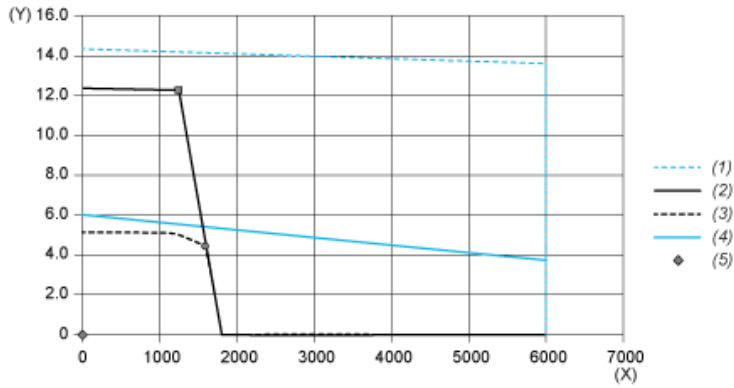
W	H	L
132,6	206,5	386

Dimensions in in.

W	H	L
5,22	8,13	15,2

Performance Curves

Torque/Speed Curves with 115 V Single Phase Supply Voltage

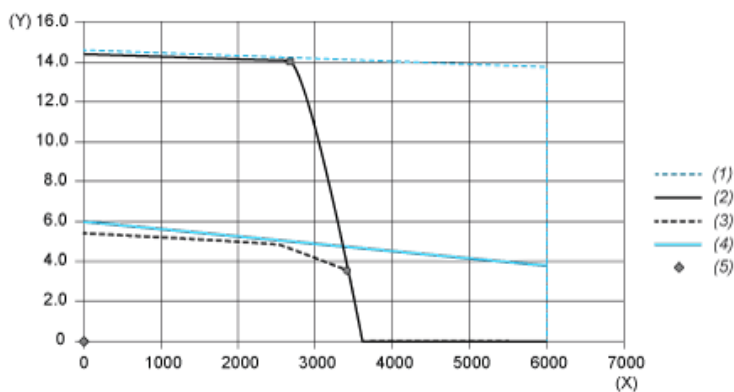


- (X) Speed (rpm)
- (Y) Torque (N.m)
- (1) Motor peak
- (2) Drive peak
- (3) Drive cont
- (4) Motor cont
- (5) Operating point

		Power	At Speed	With Torque
max. Peak Power	■	1721 W	1380 rpm	11.91 N.m
max Cont. Power (Drive)	●	757 W	1620 rpm	4.46 N.m

Performance Curves

Torque/Speed Curves with 230 V Single Phase Supply Voltage



- (X) Speed (rpm)
- (Y) Torque (N.m)
- (1) Motor peak
- (2) Drive peak
- (3) Drive cont
- (4) Motor cont
- (5) Operating point

		Power	At Speed	With Torque
max. Peak Power	■	4069 W	2760 rpm	14.08 N.m
max Cont. Power (Drive)	●	1257 W	3420 rpm	3.51 N.m