

JDL34250WU33X

Circuit breaker, PowerPacT J, 250A, 3 pole, 480VAC, 18kA, lugs, Micrologic 3.2S, 80%, mission critical



Main

Range	PowerPact
Product name	PowerPact J
Product or Component Type	Circuit breaker
Device Application	Distribution

Complementary

Line Rated Current	250 A
Number of Poles	3P
Control type	Toggle
Breaking capacity code	D
Breaking capacity	25 KA 240 V AC 50/60 Hz UL 489 18 KA 480 V AC 50/60 Hz 14 KA 600 V AC 50/60 Hz 20 kA 250 V DC
[Ue] rated operational voltage	480/277 V AC 50/60 Hz IEC 60947-3
Network Frequency	50/60 Hz
[Ics] rated service breaking capacity	25 KA 220/240 V AC 50/60 Hz IEC 60947-2 18 KA 380/440/415 V AC 50/60 Hz IEC 60947-2 14 KA 500/525 V AC 50/60 Hz IEC 60947-2 20 KA 250 V DC IEC 60947-2 20 kA 500 V DC IEC 60947-2
[Uimp] rated impulse withstand voltage	8 kV IEC 60947-2
Trip unit technology	Electronic, standard, MicroLogic 3.2 S, LSI
Continuous current rating	80 %
[Ui] rated insulation voltage	750 V IEC 60947-2
Trip unit name	MicroLogic 3.2 S
Protection Type	Overload protection Short-circuit protection
Suitability for isolation	Yes IEC 60947-2
Utilisation category	Category A
AWG gauge	AWG 3/0...350 kcmil aluminium/copper terminals
Local signalling	Ready 1 LED green) Alarm 1 LED 90 % Ir orange) Alarm 1 LED 105 % Ir red) Switched off (OFF) 1 trip indicator green)
Mounting mode	Unit mount lug)
Mounting Support	Lug
Electrical connection	Lugs, line Lugs, load
Terminal identifier	AL250JD
Long time pick-up adjustment range	0.25...1 x In
Tightening torque	221.27 lbf.in (25 N.m) 0.15...0.29 in ² (95...185 mm ²) (AWG 3/0...350 kcmil)

The information provided in this documentation contains general descriptions and/or technical characteristics of the performance of the products contained herein. This documentation is not intended as a substitute for and is not to be used for determining suitability or reliability of these products for specific user applications. It is the duty of any such user or integrator to perform the appropriate and complete risk analysis, evaluation and testing of the products with respect to the relevant specific application or use thereof. Neither Schneider Electric Industries SAS nor any of its affiliates or subsidiaries shall be responsible or liable for misuse of the information contained herein.

Number of slots	2 auxiliary switch OF plug-in 1 alarm switch SD plug-in 1 overcurrent trip switch SDE plug-in 1 voltage release MN or MX plug-in)
Power wire stripping length	0.98 in (25 mm)
Height	7.52 in (191 mm)
Width	4.09 in (104 mm)
Depth	3.39 in (86 mm)
Net Weight	5.29 lb(US) (2.4 kg)
Communication interface	Modbus Ethernet
Circuit breaker application	HACR rated

Environment

Quality labels	CE
Standards	UL CSA NEMA NOM-003-SCFI-2000 IEC 60947-2
Product certifications	UL[RETURN]CSA[RETURN]NOM
IP degree of protection	Front cover IP40
Pollution degree	3 IEC 60947-1
Ambient Air Temperature for Operation	28...158 °F (-2...70 °C)
Ambient Air Temperature for Storage	-58...185 °F (-50...85 °C)
Operating altitude	< 6561.68 ft (2000 m) without derating 5000 m with derating





Ordering and shipping details

Category	01107-H/J ELEC TRIP UNIT MOUNT BREAKER/SW
Discount Schedule	DE2
Returnability	Yes
Country of origin	US

Packing Units

Unit Type of Package 1	PCE
Number of Units in Package 1	1
Package 1 Height	5.13 in (13.018 cm)
Package 1 Width	7.25 in (18.415 cm)
Package 1 Length	8.44 in (21.433 cm)
Package 1 Weight	5.00 lb(US) (2.268 kg)

Offer Sustainability

Sustainable offer status	Green Premium product
California proposition 65	WARNING: This product can expose you to chemicals including: DINP, which is known to the State of California to cause cancer, and DIDP, which is known to the State of California to cause birth defects or other reproductive harm. For more information go to www.P65Warnings.ca.gov
EU RoHS Directive	Compliant  EU RoHS Declaration
Mercury free	Yes
China RoHS Regulation	 China RoHS Declaration
RoHS exemption information	 Yes
Circularity Profile	 End Of Life Information
PVC free	Yes