

ZB6AD23

Head for selector switch, Harmony XB6, black handle, round, 16mm, 3 positions, stay put



Main

| | |
|-------------------------------|--------------------------|
| Range of Product | Harmony XB6 |
| Product or Component Type | Head for selector switch |
| Device short name | ZB6 |
| Bezel material | Plastic |
| Mounting diameter | 0.63 in (16 mm) |
| Sale per indivisible quantity | 1 |
| Shape of signaling unit head | Round |
| Type of operator | Stay put |
| Operator profile | Black standard handle |
| Operator position information | 3 positions 60° |

Complementary

| | |
|--------------------|------------------------|
| CAD overall width | 0.71 in (18 mm) |
| CAD overall height | 0.71 in (18 mm) |
| CAD overall depth | 1.69 in (43 mm) |
| Net Weight | 0.04 lb(US) (0.018 kg) |

Environment

| | |
|---------------------------------------|--|
| Protective treatment | TC |
| Ambient Air Temperature for Storage | -40...158 °F (-40...70 °C) |
| Ambient Air Temperature for Operation | -13...158 °F (-25...70 °C) |
| Electrical shock protection class | Class II IEC 61140 |
| IP degree of protection | IP65 IEC 60529 |
| NEMA degree of protection | NEMA 13 UL 50 NEMA 4 UL 50 NEMA 4X UL 50 NEMA 13 CSA C22.2 No 94 NEMA 4 CSA C22.2 No 94 NEMA 4X CSA C22.2 No 94 |
| Standards | CSA C22.2 No 14 JIS C 852 JIS C8201-5-1 EN/IEC 60947-5-5 UL 508 EN/IEC 60947-1 EN/IEC 60947-5-1 JIS C8201-1 |
| Product Certifications | CCC[RETURN]UL[RETURN]CSA[RETURN]GOST |
| Vibration resistance | +/- 3 mm 2...500 Hz)IEC 60068-2-6 5 gn 2...500 Hz)IEC 60068-2-6 |
| Shock resistance | 30 gn 18 ms) half sine wave acceleration IEC 60068-2-27 50 gn 11 ms) half sine wave acceleration IEC 60068-2-27 |

The information provided in this documentation contains general descriptions and/or technical characteristics of the performance of the products contained herein. This documentation is not intended as a substitute for and is not to be used for determining suitability or reliability of these products for specific user applications. It is the duty of any such user or integrator to perform the appropriate and complete risk analysis, evaluation and testing of the products with respect to the relevant specific application or use thereof. Neither Schneider Electric Industries SAS nor any of its affiliates or subsidiaries shall be responsible or liable for misuse of the information contained herein.

Ordering and shipping details

| | |
|-------------------|-------------------------|
| Category | 22459-PUSHBUTTONS, 16MM |
| Discount Schedule | CS2 |
| GTIN | 3389110776751 |
| Returnability | Yes |
| Country of origin | ES |

Packing Units

| | |
|------------------------------|--------------------|
| Unit Type of Package 1 | PCE |
| Number of Units in Package 1 | 1 |
| Package 1 Height | 0.98 in (2.5 cm) |
| Package 1 Width | 1.18 in (3.0 cm) |
| Package 1 Length | 1.97 in (5.0 cm) |
| Package 1 Weight | 0.32 oz (9.0 g) |
| Unit Type of Package 2 | S01 |
| Number of Units in Package 2 | 80 |
| Package 2 Height | 5.91 in (15.0 cm) |
| Package 2 Width | 5.91 in (15.0 cm) |
| Package 2 Length | 15.75 in (40.0 cm) |
| Package 2 Weight | 33.72 oz (956.0 g) |

Offer Sustainability

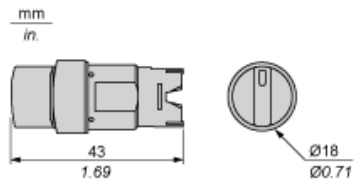
| | |
|----------------------------|---|
| Sustainable offer status | Green Premium product |
| California proposition 65 | WARNING: This product can expose you to chemicals including: Di-isodecyl phthalate (DIDP), which is known to the State of California to cause birth defects or other reproductive harm. For more information go to www.P65Warnings.ca.gov |
| REACH Regulation | REACH Declaration |
| REACH free of SVHC | Yes |
| EU RoHS Directive | Pro-active compliance (Product out of EU RoHS legal scope) EU RoHS Declaration |
| Toxic heavy metal free | Yes |
| Mercury free | Yes |
| China RoHS Regulation | China RoHS Declaration |
| RoHS exemption information | Yes |
| Environmental Disclosure | Product Environmental Profile |
| Circularity Profile | End Of Life Information |

Contractual warranty

| | |
|----------|-----------|
| Warranty | 18 months |
|----------|-----------|

Circular Head for Selector Switch, Standard Handle

Dimensions



Panel Cut-out

For Square or Circular Head

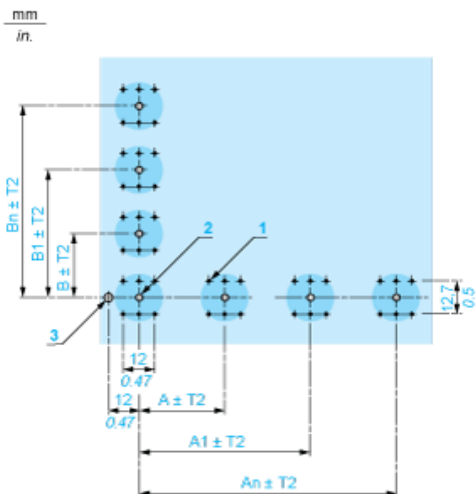


Pushbuttons, Switches and Pilot Lights for Printed Circuit Board Connection

Front Panel Cut-out (Viewed from Installer's Side)



Printed Circuit Board Drillings (Viewed from Electrical Block Side)



A 24 mm/0.94 in. minimum for rectangular heads, 18 mm/0.71 in. minimum for square or circular heads

B 18 mm/0.71 in. minimum

(1) 6 x \varnothing 1.1 mm / 6 x \varnothing 0.04 in. holes.

(2) 1 x \varnothing 2.6⁰_{-0.2} mm / 1 x \varnothing 0.10⁰_{-0.008} in. hole for locating pin, only when using socket adaptor ZB6Y010.

(3) 1 x \varnothing 3.2⁰_{-0.2} mm / 1 x \varnothing 0.13⁰_{-0.008} in. hole for fixing of printed circuit board onto the front panel using body bracket ZB6Y011.

This hole must be drilled on the left-hand side, when heads are positioned at the normal angle. Fit a body bracket ZB6Y011 every 72 mm/2.83 in. maximum for cut-outs on 24 mm/0.94 in. centres (rectangular heads) and 54 mm/2.13 in. maximum for cut-outs on 18 mm/0.71 in. centres (square or circular heads).

General tolerances of the panel and printed circuit board: T1, T2: T1 + T2 = 0.3 mm/0.01 in. maximum.

Installation precautions:

Thickness of printed circuit board: 1.6 mm/0.06 in. minimum.

Mounting with Body Bracket

With socket adaptor ZB6Y010



(1) Head

(2) Nut

(3) Body

(4) Body bracket

(5) Contact block

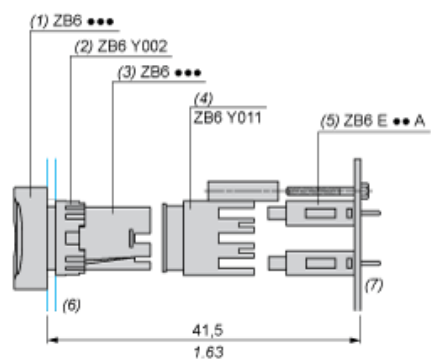
(6) Socket adaptor

(7) Panel

(8) Printed circuit

Direct mounting without socket adaptor ZB6Y010

mm
in.



- (1) Head
- (2) Nut
- (3) Body
- (4) Body bracket
- (5) Contact block
- (6) Panel
- (7) Printed circuit