

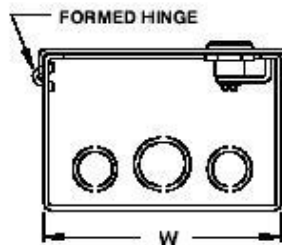
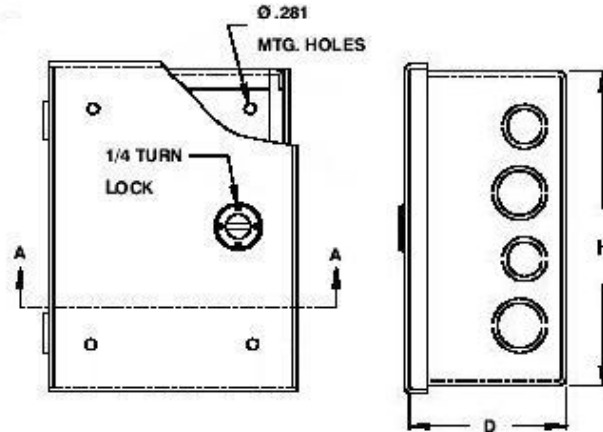

# CSA 1 PULL BOXES STEEL HINGED COVER

The E-STL series are used as surface mounting junction boxes, switch boxes or general service boxes. Boxes and covers are made from 14 Ga or 16 Ga steel. Four internal mounting holes are included. Boxes are completed with hinged cover. The enclosures are powder coated ASA 61

Grey inside and out. These boxes feature formed steel hinges, a 1/4 turn screw driver latch.

Options include: flush cover, back panel, all four sides concentric knockouts, and a keylock.

C.S.A. Certified / UL Listed



SECTION A-A

| <u>CAT No:</u> | <u>H</u> | <u>W</u> | <u>D</u> | <u>Lbs.</u> |
|----------------|----------|----------|----------|-------------|
| E-S-060603     | 6        | 6        | 3        | 2.0         |
| E-S-060604     | 6        | 6        | 4        | 2.5         |
| E-S-080804     | 8        | 8        | 4        | 4.0         |
| E-S-080806     | 8        | 8        | 6        | 5.0         |
| E-S-101004     | 10       | 10       | 4        | 5.5         |
| E-S-101006     | 10       | 10       | 6        | 6.0         |
| E-S-121204     | 12       | 12       | 4        | 7.0         |
| E-S-121206     | 12       | 12       | 6        | 8.0         |

| <u>CAT No:</u> | <u>H</u> | <u>W</u> | <u>D</u> | <u>Lbs.</u> |
|----------------|----------|----------|----------|-------------|
| E-S-161606     | 16       | 16       | 6        | 14.0        |
| E-S-161608     | 16       | 16       | 8        | 16.0        |
| E-S-181804     | 18       | 18       | 4        | 17.0        |
| E-S-181806     | 18       | 18       | 6        | 18.0        |
| E-S-242406     | 24       | 24       | 6        | 34.0        |
| E-S-242408     | 24       | 24       | 8        | 38.0        |
| E-S-242410     | 24       | 24       | 10       | 41.0        |