



Main

| | |
|---------------------------|-----------------|
| Product or Component Type | Circuit breaker |
|---------------------------|-----------------|

Complementary

| | |
|--|---|
| Line Rated Current | 175 A |
| Number of Poles | 2P |
| Control type | Toggle |
| Breaking capacity code | D |
| Breaking capacity | 25 KA 240 V AC 50/60 Hz UL 489 18 KA 480 V AC 50/60 Hz 14 KA 600 V AC 50/60 Hz 20 kA 250 V DC |
| [Ue] rated operational voltage | 600 V AC 50/60 Hz IEC 60947-3 |
| Network Frequency | 50/60 Hz |
| [Ics] rated service breaking capacity | 25 KA 220/240 V AC 50/60 Hz IEC 60947-2 18 KA 380/440/415 V AC 50/60 Hz IEC 60947-2 14 KA 500/525 V AC 50/60 Hz IEC 60947-2 20 KA 250 V DC IEC 60947-2 20 kA 500 V DC IEC 60947-2 |
| [Uimp] rated impulse withstand voltage | 8 kV IEC 60947-2 |
| Trip unit technology | Thermal-magnetic |
| Magnetic tripping current | 1750 A |
| Magnetic hold current | 875 A |
| Continuous current rating | 80 % |
| [Ui] rated insulation voltage | 750 V IEC 60947-2 |
| Protection Type | Overload protection Short-circuit protection |
| Suitability for isolation | Yes IEC 60947-2 |
| Utilisation category | Category A |
| AWG gauge | AWG 4...AWG 4/0 aluminium/copper terminal |
| Local signalling | Switched off (OFF) 1 trip indicator green) |
| Mounting mode | I-Line bracket) |
| Mounting Support | Bracket |
| Electrical connection | I-Line connection, line Lugs, load |
| Terminal identifier | AL175JD |
| Long time pick-up adjustment range | 0.25...1 x In |
| Mounting height | 4.5 in (114.30 mm) |
| Tightening torque | 221.27 lbf.in (25 N.m) 0.04...0.15 in ² (25...95 mm ²) (AWG 4...AWG 4/0) |

| | |
|-----------------------------|--|
| Number of slots | 2 auxiliary switch OF plug-in 1 alarm switch SD plug-in 1 overcurrent trip switch SDE plug-in 1 voltage release MN or MX plug-in) |
| Power wire stripping length | 0.98 in (25 mm) |
| Height | 7.52 in (191 mm) |
| Width | 4.09 in (104 mm) |
| Depth | 3.39 in (86 mm) |
| Net Weight | 5.29 lb(US) (2.4 kg) |
| Phase connection | BC |
| Communication interface | Modbus |
| Circuit breaker application | HACR rated |

Environment

| | |
|---------------------------------------|--|
| Quality labels | CE |
| Standards | UL CSA NEMA NOM-003-SCFI-2000 IEC 60947-2 |
| Product certifications | UL[RETURN]CSA[RETURN]NOM |
| IP degree of protection | Front cover IP40 |
| Pollution degree | 3 |
| Ambient Air Temperature for Operation | 28...158 °F (-2...70 °C) |
| Ambient Air Temperature for Storage | -58...185 °F (-50...85 °C) |
| Operating altitude | < 6561.68 ft (2000 m) without derating 5000 m with derating |





Ordering and shipping details

| | |
|-------------------|------------------------------------|
| Category | 01112-HD, JD I-LINE BREAKER/SWITCH |
| Discount Schedule | DE2 |
| GTIN | 785901939252 |
| Returnability | Yes |
| Country of origin | US |

Packing Units

| | |
|------------------------------|------------------------|
| Unit Type of Package 1 | PCE |
| Number of Units in Package 1 | 1 |
| Package 1 Height | 5.38 in (13.653 cm) |
| Package 1 Width | 8.13 in (20.638 cm) |
| Package 1 Length | 14.63 in (37.148 cm) |
| Package 1 Weight | 4.50 lb(US) (2.041 kg) |

Offer Sustainability

| | |
|----------------------------|--|
| Sustainable offer status | Green Premium product |
| California proposition 65 | WARNING: This product can expose you to chemicals including: DINP, which is known to the State of California to cause cancer, and DIDP, which is known to the State of California to cause birth defects or other reproductive harm. For more information go to www.P65Warnings.ca.gov |
| EU RoHS Directive | Compliant  EU RoHS Declaration |
| Mercury free | Yes |
| China RoHS Regulation |  China RoHS Declaration |
| RoHS exemption information |  Yes |
| Circularity Profile |  End Of Life Information |
| PVC free | Yes |

Contractual warranty

| | |
|----------|-----------|
| Warranty | 18 months |
|----------|-----------|
