

VW3A4552

line/motor choke - 4 mH - 10 A - 3 phases - 65
W - for variable speed drive



Main

Range of Product	Altivar
Product or Component Type	Line/motor choke
Product compatibility	<p>Variable speed drive ATV340 1.5 kW 380...480 V - line choke - 1 per drive[RETURN]ATV31CU22N4 - line choke - 1 per drive[RETURN]ATV31CU22N4 - motor choke - 1 per drive[RETURN]ATV31CU30N4 - line choke - 1 per drive[RETURN]ATV31CU30N4 - motor choke - 1 per drive[RETURN]ATV31CU40N4 - line choke - 1 per drive[RETURN]ATV31CU40N4 - motor choke - 1 per drive[RETURN]ATV61HU15M3 - line choke - 1 per drive[RETURN]ATV61HU22M3 - line choke - 1 per drive[RETURN]ATV61HU22N4 - line choke - 2 per drive[RETURN]ATV61HU30N4 - line choke - 1 per drive[RETURN]ATV61HU40N4 - line choke - 1 per drive[RETURN]ATV61HU75Y - line choke - 1 per drive[RETURN]ATV61WU22N4 - line choke - 1 per drive[RETURN]ATV61WU22N4C - line choke - 1 per drive[RETURN]ATV61WU30N4 - line choke - 1 per drive[RETURN]ATV61WU30N4C - line choke - 1 per drive[RETURN]ATV61WU40N4 - line choke - 1 per drive[RETURN]ATV61WU40N4C - line choke - 2 per drive[RETURN]ATV71HD55Y - line choke - 2 per drive[RETURN]ATV71HD75Y - line choke - 1 per drive[RETURN]ATV71HU15M3 - line choke - 1 per drive[RETURN]ATV71HU22M3 - line choke - 1 per drive[RETURN]ATV71HU22N4 - line choke - 1 per drive[RETURN]ATV71HU30N4 - line choke - 1 per drive[RETURN]ATV71HU40N4 - line choke - 1 per drive[RETURN]ATV71PU22N4Z - line choke - 1 per drive[RETURN]ATV71PU30N4Z - line choke - 1 per drive[RETURN]ATV71PU40N4Z - line choke - 2 per drive[RETURN]ATV71WU22N4 - line choke - 1 per drive[RETURN]ATV71WU30N4 - line choke - 1 per drive[RETURN]ATV71WU40N4 - line choke - 1 per drive[RETURN]LXM05D17M3X - line choke - 1 per drive[RETURN]LXM05D34N4 - line choke - 1 per drive[RETURN]LXM05D57N4 - line choke - 1 per drive[RETURN]ATV12H075F1 - motor choke - 1 per drive[RETURN]ATV12H075M2 - motor choke - 1 per drive[RETURN]ATV12H075M3 - motor choke - 1 per drive[RETURN]ATV12HU15M2 - motor choke - 1 per drive[RETURN]ATV12HU15M3 - motor choke - 1 per drive[RETURN]ATV12P075M2 - motor choke - 1 per drive[RETURN]ATV312HU11M3 - line choke - 1 per drive[RETURN]ATV312HU15M3 - line choke - 1 per drive[RETURN]ATV312HU22N4 - line choke - 1 per drive[RETURN]ATV312HU30N4 - line choke - 1 per drive[RETURN]ATV312HU40N4 - line choke - 1 per drive[RETURN]ATV312HU40S6 - line choke - 1 per drive[RETURN]ATV312HU55S6 - line choke - 1 per drive[RETURN]ATV61HU40Y - line choke - 1 per drive[RETURN]ATV61HU55Y - line choke - 1 per drive[RETURN]ATV71HU40Y - line choke - 1 per drive[RETURN]ATV71HU55S6X - line choke - 1 per drive[RETURN]ATV312HU22N4 - motor choke - 1 per drive[RETURN]ATV312HU30N4 - motor choke - 1 per drive[RETURN]ATV312HU40N4 - motor choke - 1 per drive[RETURN]ATV312HU40S6 - motor choke - 1 per drive[RETURN]ATV312HU55S6 - motor choke - 1 per drive[RETURN]ATV12P075M3 - motor choke - 1 per drive[RETURN]ATV12PU15M3 - motor choke - 1 per drive[RETURN]ATV61HU30S6X - line choke - 1 per drive[RETURN]ATV61HU40S6X - line choke - 1 per drive[RETURN]ATV61HU55S6X - line choke - 1 per drive[RETURN]ATV71HU30S6X - line choke - 1 per drive[RETURN]ATV71HU40S6X - line choke - 1 per drive[RETURN]ATV32HU22N4 - motor choke - 1 per drive[RETURN]ATV32HU30N4 - motor choke - 1 per drive[RETURN]ATV32HU40N4 - motor choke - 1 per drive[RETURN]ATV32HU22N4 - line choke - 1 per drive[RETURN]ATV32HU30N4 - line choke - 1 per drive[RETURN]ATV32HU40N4 - line choke - 1 per drive[RETURN]Variable speed drive ATV310 1.5 kW - line choke - 1 per drive[RETURN]Variable speed drive ATV310 2.2 kW - line choke - 1 per drive[RETURN]Variable speed drive ATV310 3 kW - line choke - 1 per drive[RETURN]Variable speed drive ATV310 2.2 kW</p>

Range Compatibility	Altivar 61 Altivar 312 Solar Altivar 32 Altivar&Nbsp;Process ATV600 Altivar 31C Lexium 05 Altivar 71 Altivar Machine ATV340 Altivar Machine ATV320 Easy Altivar 310 Altivar 12 Lexium 62 Altivar&Nbsp;Process ATV900 Altivar 312 Easy Altivar 310L
Device Application	Reduction of current harmonics Reduction of overvoltages at motor terminals
Value of inductance	4 mH
Line Rated Current	10 A
Thermal losses	65 W
Electrical connection	Terminal 2.5 mm ² / AWG 12, 3.54...5.31 lbf.in (0.4...0.6 N.m)

Complementary

Power supply frequency	50...60 Hz
Max current	1.65 x nominal current 60 s)
Maximum voltage drop at rated load	5 %
Electrical Insulation Class	Class F
Minimum clearance distance	0.22 in (5.5 mm) IEC 60664
Leakage distance	0.45 in (11.5 mm) IEC 60664
Net Weight	6.61 lb(US) (3 kg)
Width	5.12 in (130 mm)
Height	6.10 in (155 mm)
Depth	3.54 in (90 mm)

Environment

Standards	EN 50178 IEC 60076 (with HD398) VDE 0160 level 1
IP Degree of Protection	Choke IP00 Terminals IP20
Environmental characteristic	3B1 IEC 721-3-3 3C2 IEC 721-3-3 3S1 IEC 721-3-3
Pollution degree	2 EN 50178
Vibration resistance	1 gn 13...200 Hz)IEC 60068-2-6 1.5 mm peak to peak 3...13 Hz)IEC 60068-2-6
Shock resistance	15 gn 11 ms IEC 60068-2-27
Relative humidity	0...95 %
Ambient air temperature for operation	113...131 °F (45...55 °C) with current derating of 2 % per °C) 32...113 °F (0...45 °C) without current derating)
Ambient Air Temperature for Storage	-13...158 °F (-25...70 °C)
Operating altitude	<= 3280.84 ft (1000 m) without current derating 3280.84...9842.52 ft (1000...3000 m) with current derating 1 % per 100 m

Ordering and shipping details

Category	22154-ATV320/ATV312/ATV32 ACCESSORIES
Discount Schedule	CP4B
GTIN	3389118066021
Returnability	No
Country of origin	HU

Packing Units

Unit Type of Package 1	PCE
Number of Units in Package 1	1
Package 1 Height	7.09 in (18.000 cm)
Package 1 Width	9.65 in (24.500 cm)
Package 1 Length	10.04 in (25.500 cm)
Package 1 Weight	7.58 lb(US) (3.440 kg)
Unit Type of Package 2	P06
Number of Units in Package 2	18
Package 2 Height	29.53 in (75.000 cm)
Package 2 Width	23.62 in (60.000 cm)
Package 2 Length	31.50 in (80.000 cm)
Package 2 Weight	166.57 lb(US) (75.556 kg)

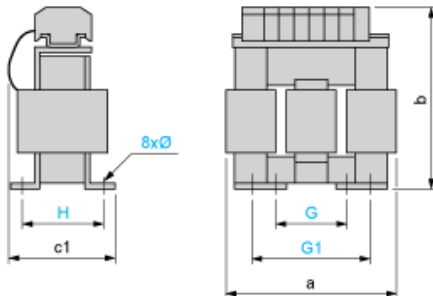
Offer Sustainability

California proposition 65	WARNING: This product can expose you to chemicals including: Lead and lead compounds, which is known to the State of California to cause cancer and birth defects or other reproductive harm. For more information go to www.P65Warnings.ca.gov
REACH Regulation	REACH Declaration
REACH free of SVHC	Yes
EU RoHS Directive	Pro-active compliance (Product out of EU RoHS legal scope) EU RoHS Declaration
Toxic heavy metal free	Yes
Mercury free	Yes
China RoHS Regulation	China RoHS Declaration
RoHS exemption information	Yes

Contractual warranty

Warranty	18 months
----------	-----------

Dimensions



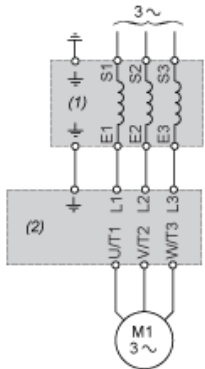
Dimensions in mm

a	b	c1	G	G1	H	Ø
130	155	90	60	80.5	62	6 x 12

Dimensions in in.

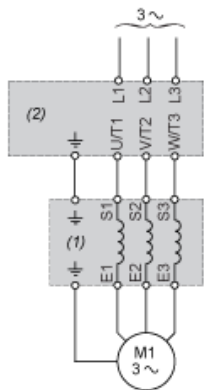
a	b	c1	G	G1	H	Ø
5.12	6.10	3.54	2.36	3.17	2.44	0.24 x 0.47

Recommended Schema - Line Choke



- (1) Line Choke
- (2) Drive

Recommended Schema - Motor Choke



- (1) Motor Choke
- (2) Drive