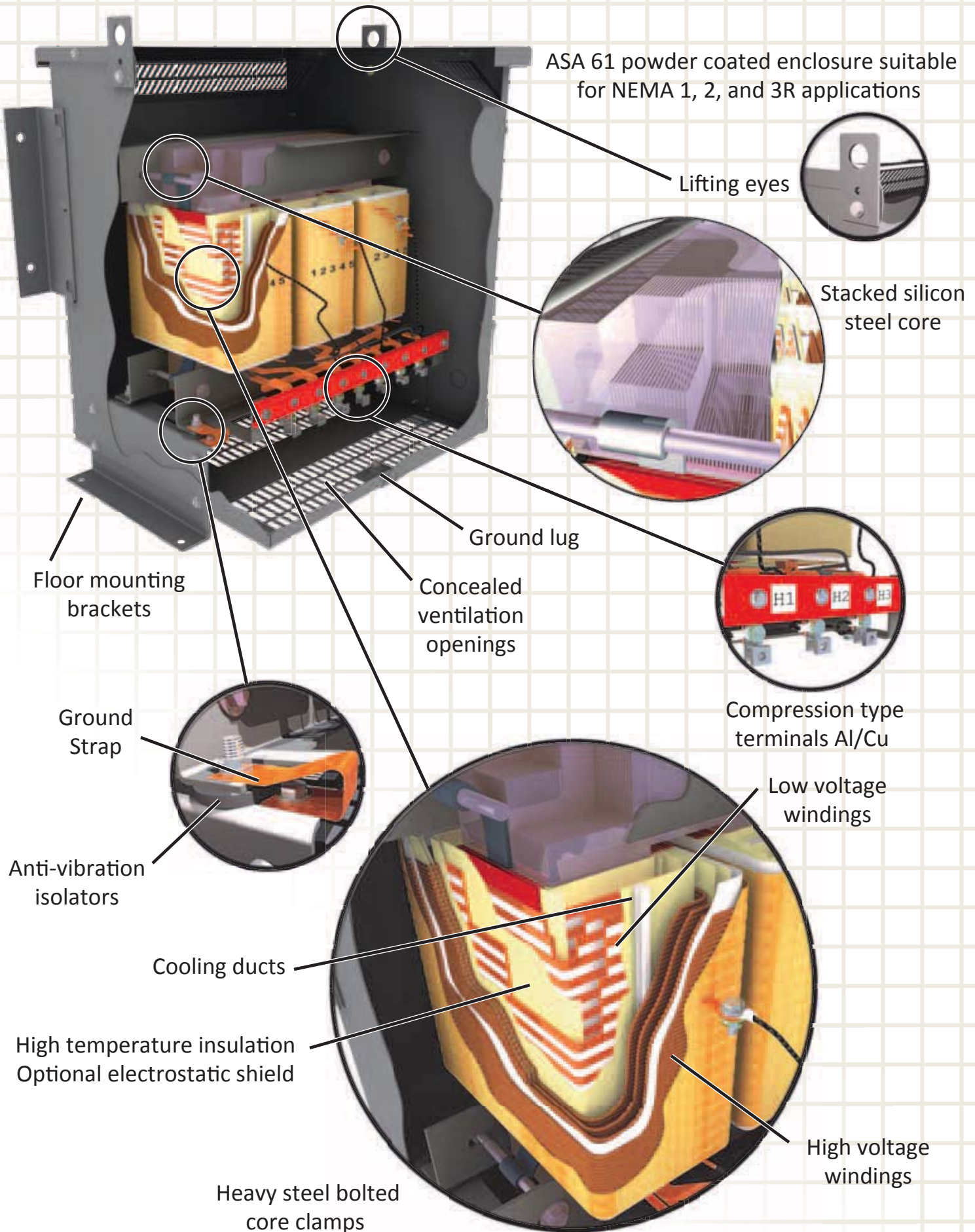


**STANDARD SPECIFICATION, 600 V CLASS, SINGLE AND THREE PHASE**



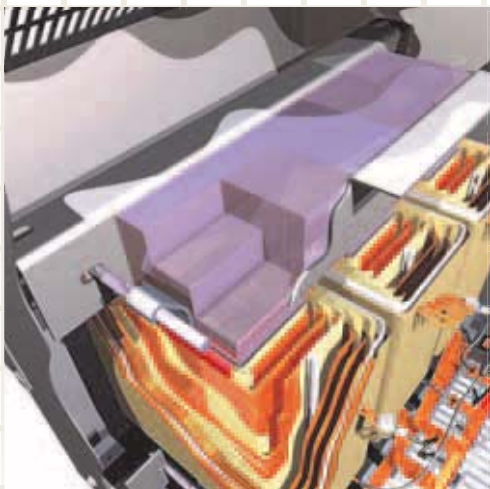
# THREE-PHASE ISOLATION (DOUBLE-WOUND) TRANSFORMERS

## APPLICATION

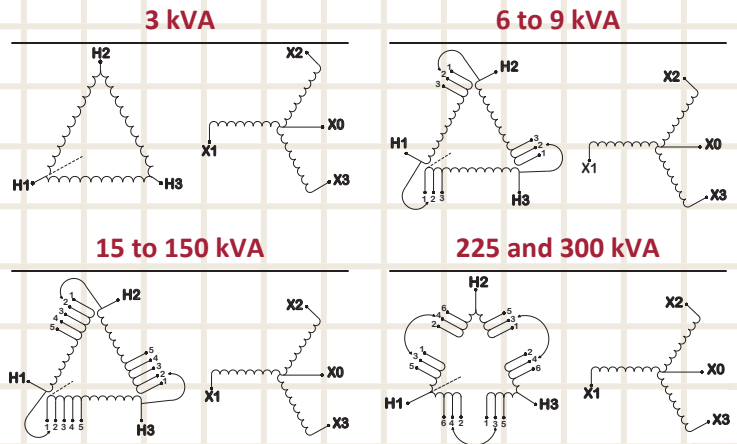
Designed for installation in hotels, schools, factories, as well as industrial and commercial buildings where a reliable power source is required for lighting and other low voltage equipment and machinery. Indoor and outdoor installation is possible depending on the enclosure.

## FEATURES

- Using Computer Aided Design (CAD) techniques and modern materials, Rex engineers have created a range of highly efficient transformers having long trouble-free life with reduced weight, size, and cost.
- Ventilation openings in the enclosure are coordinated with the cooling ducts in the coils to ensure proper natural circulation of the cooling air for long life and minimum losses.
- General-purpose ventilated steel enclosure, suitable for indoor locations. After fabrication, they are finished in ASA 61 grey powder coating, suitable for most industrial and commercial installations.
- **CSA certified, File No. LR34493.**
- **UL listed, File No. E108255.**
- Transformers up to 75 kVA capacity may be readily hung on H-columns, walls, shelves or floor mounted to suit each installation. All units have lifting lugs, conduit KOs and a removable front cover for convenient access to terminals.
- Transformers rated 112.5–300 kVA capacity are suitable for floor or platform mounting and complete with integral lifting lugs, a removable top, as well as front and rear panels for convenient access to the terminals.
- Class 220 insulation used throughout range
- Transformer terminations rated below 330 Amps are supplied with suitable hardware and lugs for cable connection. Terminations above 330 Amps are supplied with terminal pads only.



## TYPICAL CONFIGURATIONS



The configurations above are the most common, however the coils can be wound with a wide variety of connections, tap arrangements, phase shifts, and multiple windings.



## ENCLOSURE DIMENSIONS

Size No.	Length	Depth	Height
0	9.50	7.00	8.00
1	12.00	9.00	9.50
2	11.00	11.00	14.00
3	15.50	11.00	14.00
4	15.75	16.00	21.00
5	20.50	16.00	21.00
6	20.50	20.75	26.50
7	24.50	21.75	31.50
8	30.75	29.75	31.75
9	40.00	38.00	45.75
10	46.00	50.00	64.50



A DIVISION OF TRANSFACTOR INDUSTRIES INC.  
 65 BASALTIC RD, CONCORD, ON, CA L4K 1G4  
 TEL: 905-695-8844 • FAX: 905-695-8855  
 WWW.REXPOWERMAGNETICS.COM

### ENERGY EFFICIENT TRANSFORMER

- 3 Phase Isolation
- Dry Type
- ANN Self Cooled

Purchaser: TBA  
 PO#: TBA  
 SWO#: TBA  
 Qty: TBA

Coils: Aluminum  
 Cat. No.: BA30J-M/Z3

kVA: 30  
 Primary: 600 Delta Volts  
 Secondary: 208 Y/120 Volts  
 Primary Taps: 2.5 %  
 -Taps FCAN 2  
 -Taps FCBN 2

Frequency: 60 Hz

BIL: 10 kV  
 Insulation Class: 220 °C  
 Temperature Rise: 150 °C  
 Impedance: 4.0 - 5.0 %

Min. Efficiency: 98.23 %  
 - Calculated @ 35% Loaded

Weight: 298 Lbs

Termination	Location	Lug Size
Primary:	Front	2-14 AWG
Secondary:	Front	2-14 AWG

#### Wiring Connection:

Primary:	H1-H2-H3	Jumpers To:
Voltage	% Tap	
630	105.0	1-1-1
615	102.5	2-2-2
600	100.0	3-3-3
585	97.5	4-4-4
570	95.0	5-5-5

Secondary:	X0-X1-X2-X3	Connect Loads To:
Voltage	Phase	
208	3	X1-X2-X3
120	1	X0-X1, X0-X2, and/or X0-X3

**Preliminary Drawing ONLY**

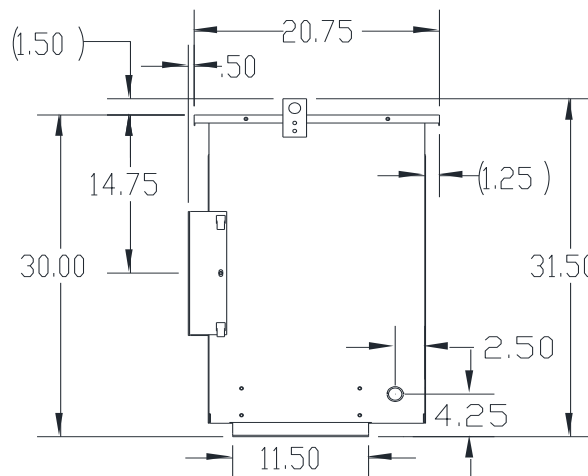
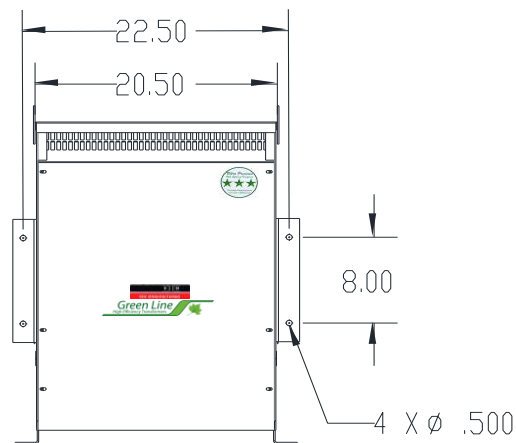
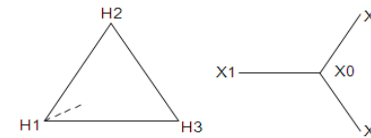
This drawing may NOT truly reflect our final design. Any resulting order(s) must be accompanied by or refer to this drawing and be marked with any proposed changes

#### Standards:

1. CSA Certified
  - File No. LR34493
2. UL Listed
  - File No. E108255

#### Standard Features:

1. Anti-vibration pads installed between the enclosure base and the core & coil assembly
2. Lug for Earth grounding provided
3. Seismic rated for USA zone 4 and Canada zone 6
4. Transformer meets NRCan 2019 & DOE 2016 minimum efficiency level



#### CSA Enclosure:

1. Type 3R (NEMA 3R)
  - Sprinklerproof when the angle between sprinkler heads and opening in the enclosure does not exceed 45 degree from the vertical.
2. Ventilated
3. ASA 61 grey
4. Floor/Wall mounting

Rev.	Remarks	By	Appr. By	Date
1	Enclosure Size Revised	AP	V.S	April 1,2019

Prepared by: AG  
 Approved by: VS  
 Date: DEC. 4, 2015