

























Ruff-IN™ Products

Assembly part number & components - cont.

Assembly	Plaster Ring Type	Bracket	Box Type
BB816-AJ4DA-1-X-X 	1 Gang Adjustable Plaster Ring 	16" 3-Hole Position Bracket 	4" Square 2½" Deep Box Stranded Ground 
BB816-RR4DA-1-X-X 	1 Gang Rapid Ring 	16" 3-Hole Position Bracket 	4" Square 2½" Deep Box Stranded Ground 
BB816-104DA-2-X-X 	2 Gang 5/8" Plaster Ring 	16" 3-Hole Position Bracket 	4" Square 2½" Deep Box Stranded Ground 
BB816-204DA-2-X-X 	2 Gang 1¼" Plaster Ring 	16" 3-Hole Position Bracket 	4" Square 2½" Deep Box Stranded Ground 
BB816-AJ4DA-2-X-X 	2 Gang Adjustable Plaster Ring 	16" 3-Hole Position Bracket 	4" Square 2½" Deep Box Stranded Ground 
BB816-RR5DA-2-X-X 	2 Gang Rapid Ring 	16" 3-Hole Position Bracket 	4½" Square 2½" Deep Box Stranded Ground 

Notes: Read safety/installation instruction sheet in packages before use.