



## Main

Range compatibility	Lexium SD3
Product or component type	Motion control motor
Device short name	BRS3
Maximum mechanical speed	3000 rpm
Motor type	3-phase stepper motor
Number of motor poles	6
Supply voltage limits	230 V AC 325 V DC
Mounting support	Flange
Motor flange size	3.35 in (85 mm)
Length	4.37 in (111 mm)
Centring collar diameter	2.36 in (60 mm)

## Complementary

Centring collar depth	0.08 in (2 mm)
Number of mounting holes	4
Mounting holes diameter	0.26 in (6.5 mm)
Circle diameter of the mounting holes	3.90 in (98.99 mm)
Electrical connection	Connector
Feedback type	Single turn encoder
Speed feedback resolution	10000 points/turn
Holding brake	Without
Shaft end	Untapped
Second shaft	With second shaft end
Shaft diameter	0.47 in (12 mm)
Shaft length	1.18 in (30 mm)
Nominal torque	17.70 lbf.in (2 N.m)
Peak stall torque	16.82 lbf.in (1.9 N.m)
Continuous stall torque	16.82 lbf.in (1.9 N.m)
Holding torque	20.00 lbf.in (2.26 N.m)
Rotor inertia	1.1 kg.cm <sup>2</sup>
Resolution	1000 points/turn 1.8 °, 0.9 °, 0.72 °, 0.36 °, 0.18 °, 0.09 °, 0.072 °, 0.036 ° step angle 200, 400, 500, 1000, 2000, 4000, 5000, 10000 steps number of full steps per revolution
Accuracy error	+/- 6 arc min
Maximum starting frequency	5.3 kHz
Line Rated Current	1.75 A
Resistance	6.5 Ohm winding)
Time constant	7 ms
Maximum radial force Fr	100 N (first shaft end) 50 N second shaft end)
Maximum axial force Fa	175 N tensile force) 30 N force pressure)
Service life in hours	20000 h bearing)
Angular acceleration	200000 rad/s <sup>2</sup>
Net weight	4.63 lb(US) (2.1 kg)

## Environment

Standards	EN 50347 IEC 60072-1
Type of cooling	Natural convection
Ambient air temperature for operation	-13...104 °F (-25...40 °C)
Ambient air temperature for storage	-13...158 °F (-25...70 °C)
Operating altitude	<= 3280.84 ft (1000 m) without power derating
Relative humidity	15...85 % without condensation
Vibration resistance	20 m/s <sup>2</sup> maximum A EN/IEC 60034-14
IP degree of protection	Shaft bushing IP41 EN/IEC 60034-5 Total except shaft bushing IP56 EN/IEC 60034-5
Temperature class	F winding IEC/EN 60034-1

## Ordering and shipping details

Category	18284 - STEPPER MOTORS
Discount Schedule	PC55
GTIN	03389119223744
Nbr. of units in pkg.	1
Package weight(Lbs)	1 lb(US) (0.45 kg)
Returnability	No
Country of origin	DE

## Packing Units

Unit Type of Package 1	PCE
Package 1 Height	5.12 in (13 cm)
Package 1 width	7.48 in (19 cm)
Package 1 Length	15.55 in (39.5 cm)

## Offer Sustainability

Sustainable offer status	Green Premium product
California proposition 65	WARNING: This product can expose you to chemicals including: Lead and lead compounds, which is known to the State of California to cause cancer and birth defects or other reproductive harm. For more information go to <a href="http://www.P65Warnings.ca.gov">www.P65Warnings.ca.gov</a>
REACH Regulation	<a href="#">REACH Declaration</a>
EU RoHS Directive	Pro-active compliance (Product out of EU RoHS legal scope) <a href="#">EU RoHS Declaration</a>
Mercury free	Yes
RoHS exemption information	<a href="#">Yes</a>
China RoHS Regulation	<a href="#">China RoHS Declaration</a>
Environmental Disclosure	<a href="#">Product Environmental Profile</a>
WEEE	The product must be disposed on European Union markets following specific waste collection and never end up in rubbish bins.
PVC free	Yes

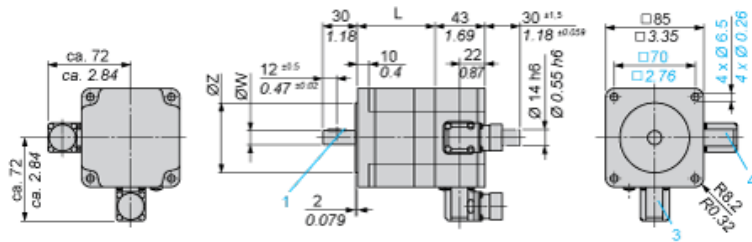
## Contractual warranty

Warranty	18 months
----------	-----------

Dimensions

3-Phase Stepper Motor in Connector Version

mm  
in.



- 3 : Motor connection 6 poles
- 4 : Motor connection (optional) 12 poles

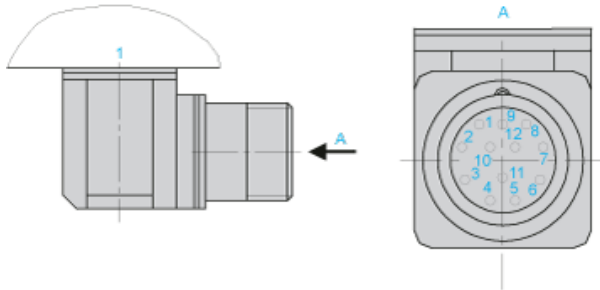
Dimensions in mm

L	Shaft diameter ØW	Centring collar ØZ	Woodruff key DIN 6888 (1)
67.5 (+0.6) (-0.8)	12 h6	60 h8	4 x 6.5

Dimensions in in.

L	Shaft diameter ØW	Centring collar ØZ	Woodruff key DIN 6888 (1)
2.66 (+0.023) (-0.031)	0.47 h6	2.36 h8	0.16 x 0.25

Wiring Diagram of Encoder Plug on BRS3••



1 : Motor housing

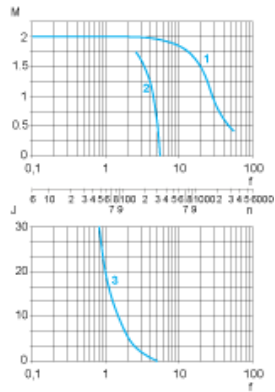
Pin	Designation
1	A
2	A negated
3	B
4	B negated
5	C, I
6	C negated, I negated
7	5 V <sub>GND</sub>
8	+ 5
9	-SENSE
10	+SENSE
11	Temperature sensor
12	Not connected

---

Torque Characteristics

---

Measurement at 1000 Steps/Revolution, Nominal Voltage DC Bus  $U_N$  and Phase Current  $I_N$



- M : Torque in Nm
- n : Speed in rpm
- f : Frequency in kHz
- J : Rotor inertia in kg.cm<sup>2</sup>
- 1 : Pull-out torque
- 2 : Pull-in torque
- 3 : Maximum load inertia