

Main

Range	PowerLogic
Product name	PowerLogic ION7400
Device short name	ION7403
Product or Component Type	Power meter

Complementary

Power quality analysis	<ul style="list-style-type: none"> EN 50160 2010 compliance report IEEE 519 2014 compliance report IEC 61000-4-30 class S power quality measurement Up to the 63rd harmonic Harmonic distortion Waveform capture Voltage sag and swell detection Programmability (logic and math functions) IEC 62586 power quality monitoring IEC 61000-4-15 disturbance direction detection Rapid voltage change
Device Application	<ul style="list-style-type: none"> Revenue billing Data aggregation Power monitoring WAGES metering
Type of measurement	<ul style="list-style-type: none"> Current Voltage Frequency Active and reactive power total Apparent power total Power factor total Active and reactive power per phase, rms Apparent power per phase, rms Power factor per phase, rms Active and reactive energy Apparent energy
Supply voltage	<ul style="list-style-type: none"> 90...415 V AC 45...65 Hz +/- 10 % 110...415 V DC +/- 10 %
Network Frequency	<ul style="list-style-type: none"> 50 Hz 60 Hz
Line Rated Current	<ul style="list-style-type: none"> 1 A 5 A 10 A
Poles description	<ul style="list-style-type: none"> 3P + N 3P 1P + N
Power Consumption in VA	18 VA 415 V AC
Display Type	Without Display
Sampling rate	256 samples/cycle
Measurement current	50...10000 mA
Analogue input type	<ul style="list-style-type: none"> Voltage (impedance 5 MOhm) Current (impedance 0.3 mOhm)

The information provided in this documentation contains general descriptions and/or technical characteristics of the performance of the products contained herein. This documentation is not intended as a substitute for and is not to be used for determining suitability or reliability of these products for specific user applications. It is the duty of any such user or integrator to perform the appropriate and complete risk analysis, evaluation and testing of the products with respect to the relevant specific application or use thereof. Neither Schneider Electric Industries SAS nor any of its affiliates or subsidiaries shall be responsible or liable for misuse of the information contained herein.

Measurement voltage	57...400 V AC 42...69 Hz between phase and neutral 100...690 V AC 42...69 Hz between phases
Frequency measurement range	42...69 Hz
Number of inputs	3 digital 30 V AC 3 digital 60 V DC
Measurement accuracy	Current +/- 0.1 % Voltage +/- 0.1 % Active energy +/- 0.2 %
Accuracy class	Class 0.2S active energy IEC 62053-22 Class 0.2 active energy ANSI C12.20 Class 0.2 active power IEC 61557-12 Class 0.5S reactive energy IEC 62053-24 Class 0.5 power factor IEC 61557-12 Class 0.2 voltage IEC 61557-12 Class 0.2 current IEC 61557-12 Class 0.2 frequency IEC 61557-12 Class 0.2 active energy IEC 61557-12
Number of Outputs	1 pulse
Information displayed	Voltage Current Frequency Power Energy consumption Harmonic distortion
Communication port protocol	Modbus RTU 115 kbauds - 2-wire ION 115 kbauds - 2-wire DNP3 IEC 61850 Modbus TCP/IP Ethernet Modbus TCP/IP daisy chain 10/100 Mbit/s RSTP 801.1d 2004 DLMS
Communication port support	ETHERNET Screw terminal block RS485 Mini B USB USB
Communication Network Type	IPv6 (internet protocol)
Data recording	Time stamping Trending/Forecasting Waveform logs Sequence of event recording Min/Max of instantaneous values Harmonics logs Data logs Sag and swell logs GPS synchronisation Event logs Alarm logs 50 data recorders
Memory capacity	512 MB
Web services	Customizable home page File upload/download via FTP File upload/download via SFTP Web server Alarm notification by e-mail Viewing of captured waveform (FTP) Viewing of captured waveform (web) HTTPS server
Communication Service	SMTP e-mail notification NTP time synchronization RSTP support DHCP PTP time synchronization
Cybersecurity	Enable/Disable communication ports Port hardening Syslog protocol support Password protection Robust security logs
Mounting Mode	Clip-on
Mounting support	DIN rail
Type of Installation	Indoor installation
Installation category	III

Safety Construction	III400...690 V conforming to IEC 61010-1:ed. 3 III400...690 V conforming to EN 61010-1:ed. 3 III347...600 V conforming to UL 61010-1:ed. 3 III347...600 V conforming to CSA C22.2 No 61010-1:ed. 3
Standards	IEC 62052-11 IEC 61557-12 IEC 62053-22 IEC 62053-24 IEC 61326-1 IEEE 1588 IEC 62586
Product certifications	CE[RETURN]CULus[RETURN]N998
Width	3.56 in (90.5 mm)
Depth	3.57 in (90.8 mm)
Height	3.56 in (90.5 mm)
Net Weight	18.62 oz (528 g)

Environment

Electromagnetic compatibility	Electrostatic discharge conforming to IEC 61000-4-2 Radiated radio-frequency electromagnetic field immunity test conforming to IEC 61000-4-3 Electrical fast transient/burst immunity test conforming to IEC 61000-4-4 Surge immunity test conforming to IEC 61000-4-5 Conducted RF disturbances conforming to IEC 61000-4-6 Magnetic field at power frequency conforming to IEC 61000-4-8 Voltage dips and interruptions immunity test conforming to IEC 61000-4-11 Immunity to impulse waves conforming to IEC 61000-4-12 Conducted and radiated emissions conforming to EN 55022 Conducted and radiated emissions conforming to EN 55011 Conducted and radiated emissions conforming to FCC part 15 Conducted and radiated emissions conforming to ICES-003 Conducted RF disturbances (2...150 Hz) conforming to CLC/TR 50579 Surge withstand conforming to IEEE C37.90.1
IP degree of protection	IP30 IEC 60529
Relative humidity	5...95 %
Ambient air temperature for operation	-13...158 °F (-25...70 °C)
Ambient Air Temperature for Storage	-40...185 °F (-40...85 °C)
Operating altitude	9842.52 ft (3000 m)




Ordering and shipping details

Category	09753-POWERLOGIC ION 7400 HARDWARE
Discount Schedule	PM1
GTIN	3606480930614
Returnability	No

Packing Units

Unit Type of Package 1	PCE
Number of Units in Package 1	1
Package 1 Height	5.51 in (14.0 cm)
Package 1 Width	5.51 in (14.0 cm)
Package 1 Length	7.28 in (18.5 cm)
Package 1 Weight	2.27 lb(US) (1.03 kg)

Offer Sustainability

Sustainable offer status	Green Premium product
California proposition 65	WARNING: Cancer and Reproductive Harm - www.P65Warnings.ca.gov
REACH Regulation	 REACH Declaration
EU RoHS Directive	Compliant with Exemptions
China RoHS Regulation	 China RoHS Declaration
RoHS exemption information	 Yes

Environmental Disclosure	Product Environmental Profile
Circularity Profile	End Of Life Information
WEEE	The product must be disposed on European Union markets following specific waste collection and never end up in rubbish bins.
