



Main

Range	TeSys
Product name	TeSys Mini-VARIO
Product or Component Type	Switch body
Performance level	Standard
Poles description	3P
Contacts type and composition	3 NO
Network type	AC DC
Network Frequency	50/60 Hz

Complementary

Mounting Support	Symmetrical rail
[Ue] rated operational voltage	690 V AC 50/60 Hz
[Uimp] rated impulse withstand voltage	6 kV
[Ith] conventional free air thermal current	20 A
[Ithe] conventional enclosed thermal current	16 A
[Ie] rated operational current	11 A AC-23)400 V
Rated operational power in W	11 KW 690 V AC-23A) 3 KW 230...240 V AC-3) 4 KW 400...415 V AC-3) 5.5 KW 500 V AC-3) 5.5 KW 690 V AC-3) 7.5 KW 500 V AC-23A) 4 KW 230...240 V AC-23A) 5.5 KW 400...415 V AC-23A)
Intermittent duty class	30
Making capacity (I Rms)	200 A 400 V AC-21A 200 A 400 V AC-22A 200 A 400 V AC-23A
[Icm] rated short-circuit making capacity	0.5 kA 400 V at Ipeak
[Icw] rated short-time withstand Rms current	140 A 400 V 1 s
Rated conditional short-circuit current	6 KA 400 V 20 A aM 6 kA 400 V 20 A gG
Breaking capacity	200 A 400 V AC-21A) 200 A 400 V AC-22A) 200 A 400 V AC-23A)
Mechanical durability	50000 cycles
Electrical durability	30000 Cycles DC-1...5 50000 cycles AC-21
Suitability for isolation	Yes
Connections - terminals	Power circuit screw clamp terminals 0.01 in ² (4 mm ²) solid Power circuit screw clamp terminals 0.01 in ² (4 mm ²) flexible - with cable end
Tightening torque	Power circuit 6.20 lbf.in (0.7 N.m) screw clamp terminals
Height	1.83 in (46.5 mm)
Width	2.20 in (56 mm)
Depth	2.44 in (62 mm)
Net Weight	0.24 lb(US) (0.11 kg)

The information provided in this documentation contains general descriptions and/or technical characteristics of the performance of the products contained herein. This documentation is not intended as a substitute for and is not to be used for determining suitability or reliability of these products for specific user applications. It is the duty of any such user or integrator to perform the appropriate and complete risk analysis, evaluation and testing of the products with respect to the relevant specific application or use thereof. Neither Schneider Electric Industries SAS nor any of its affiliates or subsidiaries shall be responsible or liable for misuse of the information contained herein.

Environment

Standards	IEC 60947-3
Product Certifications	GL[RETURN]UL[RETURN]CSA[RETURN]UKCA
Protective treatment	TC
IP degree of protection	IP20 conforming to IEC 60529
Mechanical robustness	Shocks 11 ms 15 gn IEC 60068-2-27 Vibrations 10...150 Hz 1 gn IEC 60068-2-6
Ambient Air Temperature for Operation	-4...122 °F (-20...50 °C)
Fire resistance	1760 °F (960 °C) IEC 60695-2-1





Ordering and shipping details

Category	21730-V VARIO SWITCH
Discount Schedule	CP1
GTIN	3389110759846
Returnability	Yes
Country of origin	CZ

Packing Units

Unit Type of Package 1	PCE
Number of Units in Package 1	1
Package 1 Height	3.07 in (7.8 cm)
Package 1 Width	3.35 in (8.5 cm)
Package 1 Length	4.72 in (12 cm)
Package 1 Weight	4.09 oz (116 g)
Unit Type of Package 2	S03
Number of Units in Package 2	24
Package 2 Height	11.81 in (30 cm)
Package 2 Width	11.81 in (30 cm)
Package 2 Length	15.75 in (40 cm)
Package 2 Weight	7.71 lb(US) (3.497 kg)

Offer Sustainability

Sustainable offer status	Green Premium product
REACH Regulation	 REACH Declaration
EU RoHS Directive	Compliant with Exemptions
Toxic heavy metal free	Yes
Mercury free	Yes
China RoHS Regulation	 China RoHS Declaration
RoHS exemption information	 Yes
Environmental Disclosure	 Product Environmental Profile
Circularity Profile	No need of specific recycling operations
WEEE	The product must be disposed on European Union markets following specific waste collection and never end up in rubbish bins.
PVC free	Yes
Halogen content performance	Halogen free product

Contractual warranty

Warranty	18 months
----------	-----------