




Based on 2012 data available from Epicor/Vista.

powerplug® Luminaire Disconnects







The PowerPlug® allows safe disconnect of hot and neutral ballast wiring.

- Meets new NEC and CEC code changes for non-residential fluorescent luminaires
- Perfect for OEM new lighting installations or retrofit lighting applications
- Meets UL and CSA finger-probe safety requirements
- Allows safe disconnect of hot and neutral ballast wiring

PowerPlug® Selection Chart

Application	New Installations	Retrofits
For 1-ballast fixtures	102	102, 182
For 2-ballast, dimming and switching fixtures	103	103, 183



Model	Color	Electrical Rating	Wire Style	Line Side	Ballast Side	Quantity	Cat. No.
102 2-wire 	Orange	6 Amps/600 Volts Max.	Solid: Stranded: Stranded Tin-Bonded:	#12 - #18 #12 - #14 (≤19 str.) #12 - #14 (≤19 str.) #16 (≤26 str.) #18 (≤16 str.)		Card of 25	30-372
						Jar of 75	30-382J
						Jar of 150	30-352J
						Box of 1,000	30-102
103 3-Wire 	Orange	6 Amps/600 Volts Max.	Solid Stranded Stranded Tin Bonded	#12 - #18 #12 - #14 (≤19 str.) #12 - #14 (≤19 str.) #16 (≤26 str.) #18 (≤16 str.)	#18 None #18 (≤16 str.)	Card of 20	30-383X
						Jar of 50	30-383XJ
						Jar of 100	30-353XJ
						Box of 1,000	30-103X
182 2-wire 	Orange	3 Amps 120V 1.3 Amps 277V 1 Amps 347V 0.75 Amps 480V 0.60 Amps 600V	Solid	#18		Box of 100	30-082
						Box of 2,500	30-682
183 3-Wire 	Orange	3 Amps 120V 1.3 Amps 277V 1 Amps 347V 0.75 Amps 480V 0.60 Amps 600V	Solid	#18		Box of 1,000 w/6" leads	30-682L*
						Box of 100	30-083
						Box of 2,500	30-683

1,000V maximum fixtures and signs. *8-10 week lead time.

SpliceLine® In-Line Wire Connectors


The SpliceLine® is a crimp-free, push-in wire connector that installs in half the time of a traditional butt splice. Perfect for lengthening a short wire in a box, for pre-fab operation or for surface raceway wiring. SpliceLine® accepts solid and stranded wire, is UL Listed and is made in the U.S.A.

- Crimp-free, push-in butt splice
- Easily passes through 1/2 in. knockouts
- End-to-end connection ideal for pre-fab operations
- Transparent polycarbonate window for visual inspection of connection
- Wide wire range of: 12 - 20 AWG solid & 12 - 16 AWG stranded



FAST FACT:

Perfect for lengthening short wires, the SpliceLine® is 2X faster than traditional butt-splices

Model	Color	Rating	Wire Range	Quantity	Cat. No.
42 	Orange	600V/20A 105°C	Solid: #12 - #20 Stranded: #12 - #16 (≤19 str.) Stranded Tin-Bonded: #14 - #18 (≤19 str.)	Bag of 10	30-1742
				Box of 100	30-1042
				Jar of 300	30-1042J
				Box of 2,500	30-1642

