

2131-20

M18™ ROCKET™ Dual Power Tower Light

★★★★★ 4.8 (9) Write a review

Our M18™ ROCKET™ Dual Power Tower Light provides 25% More Light and All Day Operation on the job site with 2500 lumens of TRUEVIEW™ High Definition Output. The LED light tower has Dual Power capability and can be powered by our M18™ batteries or by an extension cord. The tower light head can extend from 4 to 7 feet to light overhead work or minimize shadows when casting light downward. The LED light tower is capable of filling large areas with light and provides 2,500 lumens of TRUEVIEW™ High Definition Output in high mode, 1,100 in medium, and 700 in low. It can run for up to 12 hours with our M18™ REDLITHIUM™ XC 5.0 Battery Pack. MILWAUKEE® TRUEVIEW™ High Definition Output provides neutral white color and a high color rendering index with a reflector that produces an even beam pattern. The portable light tower has reinforced legs that are impact-resistant, and a low center of gravity provides a stable base. The LED light head is protected by an impact-resistant lens and bezel, nested in a protective shroud for secure transport and storage. The LEDs never need to be replaced and are backed by a limited lifetime warranty. The combination of these technologies offers professionals the highest quality LED lighting solutions, on or off the job site. MILWAUKEE® ROCKET™ Tower Lights are designed to deploy in seconds and built to adapt to any job site environment. The LED light towers supply both task and area lighting as well as provide light overhead to reduce shadows in the workspace.

Close

INCLUDES:

(1) M18™ ROCKET™ Dual Power Tower Light (2131-20) (/Products/Lighting/Tower-Lights/2131-20)

Where To Buy

KEY FEATURES

SPECIFICATIONS

REVIEWS

M18 DUAL POWER TOWER LIGHT



25% MORE LIGHT, ALL DAY OPERATION


ADAPTS

- Dual Power: Powered By M18™ or Extension Cord
- 5 Second Setup, 7' Extension
- Adjustable Head: Rotates 230° Vertically, Pivots 240° horizontally




PERFORMS

- 2,500 Lumens of TRUEVIEW™ High Definition Output



SURVIVES

- Impact Resistant, Reinforced Legs
- Protective Guard: Secures Head and Lens During Transport and Storage



M18
PERFORMANCE DRIVEN
TRADE FOCUSED
SYSTEM WIDE

Dual Power: Powered by M18 or Extension Cord

3,000 Lumens of TRUEVIEW™ High Definition Output

TRUEVIEW™ High Definition Output provides neutral white color and produces an even beam pattern for clearer visibility

5 Second Setup, 7 Foot Extension.

IPX4 Rated: Water Resistant

Impact Resistant, Reinforced Legs

Built in M18™ Charger

Powered by M18™ REDLITHIUM™ Battery or Extension Cord

3 Independently Pivoting Light Heads

Protective Guard to Secure head and lens during transport and storage

Compact footprint, Low Center of gravity

Low Battery indicator

LED Limited Lifetime Warranty: LEDs never need to be replaced

Part of the M18™ System, featuring 200+ solutions

📄 [Download Operator's Manual \(https://documents.milwaukeetool.com/58-14-0106d2.pdf\)](https://documents.milwaukeetool.com/58-14-0106d2.pdf) 📄 [Download Service Parts List \(https://documents.milwaukeetool.com/54-06-2140.pdf\)](https://documents.milwaukeetool.com/54-06-2140.pdf)

PRODUCT SPECIFICATIONS

Length	7.5"
Width	8"
Battery System	M18
Weight	15.25 lbs
Height	40.5"
Power Source	Cordless

REVIEWS

[Write A Review](#)

Rating Snapshot

Select a row below to filter reviews.

5 ★	<input type="checkbox"/>	8
4 ★	<input type="checkbox"/>	0
3 ★	<input type="checkbox"/>	1
2 ★	<input type="checkbox"/>	0
1 ★	<input type="checkbox"/>	0

Average Customer Ratings

Overall ★★★★★ 4.8

Toolboxhero

Chippewa Falls, WI

Review 1

Votes 7


Skill Level: **Avid Do-It-Yourselfer**

★★★★★ · 9 months ago

So good it may last 500 years!

I was watching a show last night set 500 years in the future. They were walking down a coridor and there it was - the M18 dual power task light! "The Expanse, Season 3 Episode 5." That said, I really like the one I purchased a year ago. As a homeowner it's perfect for use when painting rooms or working on a sump pump. The three light levels are just right to brightly light a room or dim it down for normal work. When not used for work this one sits in the "man cave" and makes a great floor lamp. It came in very handy last winter when we had a couple of power outages. It will light an entire room well and any M18 battery will run it for hours.

Yes, I recommend this product.



Helpful? Yes · 7 No · 0 Report

Cavan

F.W.B. , Florida

Review 1

Votes 11


Skill Level: **Professional**

★★★★★ · a year ago

They got it right this time.

I have been using Milwaukee tools for around 8 years now. They have come a long way as far as popularity, especially with the DIY's. But also kept us professionals happy with the fuel line of tools. I bought the first tower light, it's a good light but half the time I have power accessible so it was a pain keeping batteries for the light as well as several other tools on a job. Now that isn't a problem with the new dual power tower ..it's awesome ..it will light a large room if needed or focus a smaller area. 3 settings to choose from. If it charged batteries it would really be a must have for everyone. I'm buying another soon. Wanted a new rover but I'll wait until they put out the new model.

Yes, I recommend this product.



Helpful? Yes · 11 No · 0 Report

SmokedNeckbones

CT

Review 1

Votes 27

★★★★★ · 2 years ago

Great Light, easy to setup.Bright,Bright, Bright

Skill Level: **Avid Do-It-Yourselfer**

Great product. Excellent source of lighting. This is an upgrade to the original Tower Light, the 2130. This is a hybrid light like the 2135-20 light but unlike that light , this one does not charge the battery while it is plugged in. This light is brighter than the original 2130-20, and that was one was very bright. This light worked well, well working in the basement of a new house that I was helping out with. There was power in the house but there were no lights in the basement instead of setting up the string lights overhead like usual, we set this up and that was all we needed. This is not meant to be their flagship light, so keeping that in mind I was able to accept it for what it is. With the 12.0 ah battery, I got a runtime of about 9hrs and 48 minutes on high. The first warning sign that the battery is just about dead, came with 25 minutes left of usage. This light blinked 3x, every minute for 25minutes, after the 25th minute it shut off. Even though I had this running the whole time, the head was a little warm, but not scorching hot. I was able to touch it without burning my hand feeling extreme heat which was good. This is great for outdoor events when the sun goes down


Compared to the original 2130-20, the head has more translucent plate in the top, the words Rocket Light appear on one of the extension poles, this light is brighter, and this one is compatible with a 12ah battery whereas the other one is not. Milwaukee does offer a free(or least I believe it is, I am completing my service request next week) where they will retrofit some products that will not fit the 12.0ah battery

Improvements I would like to see, if they were to upgrade it.

The ability to charge while in use would be good, but I would also like an onboard indicator letting you know if it is on low,med, or high. As well as a battery gauge so you do not have to bend down to check on the battery. Also since Milwaukee has the one key, I would like to have a dedicated spot to hide the tick. Also one key functionality, for some products one key is not that effective for me , but for the lights that program truly shines. I have another light that has it and being able to turn on a light with your phone is truly hopeful.

All in all this is a great product, that proves to be useful during the day and nightHow you use this product. Things that are great about it. Things that aren't great about it.

Yes, I recommend this product.



Helpful? **Yes · 27** **No · 4** **Report**

OldDominionDIYer

Hampton Roads VA

Reviews **14**

Votes **116**


Skill Level: **Avid Do-It-Yourselfer**

★★★★★ · a year ago

Great lighting solution for so many situations

I have a big project getting ready to start and I know I will be working into the evenings, and as fall approaches that means daylight won't get me there. I decided to purchase this awesome Rocket Light to supplement me on those evenings and feel it is vitally important that you have good lighting when working with potentially dangerous saws and equipment. This light gives off plenty of lumens to brighten up my work area for all the work I need to do. I really appreciate the option of being able to plug this light into a wall socket/extension cord if I don't want to run it off the battery, it just makes sense. The ability to setup and take down this unit in a matter of seconds just makes it even better, who has time to monkey around with finicky stands and poor designs when this unit sets up so quick and easy! If you consider it, there can be a lot of time taken up with what I call superfluous tasks, equipment setup/breakdown, running cords, setting up lighting, waiting on equipment (start-up/coast down) even the time it takes to transit between your gear and the actual work site, that's why I value every opportunity to eliminate wasted time and effort when there is a better way. The option to change the brightness level is another very handy feature, this allows me to scale the light to just the right amount. Some of the lights I've tried are very bright and have more of a "spot light" type beam they actually can be frustrating because of the harsh and strong shadows they create, working under that type of light can be difficult seems like I'm constantly repositioning them, but the Rocket dual power tower light by Milwaukee helps me avoid harsh shadows and select just the right amount of illumination to give you the ideal work environment. Details like this make you realize that the designers have actually been in a similar situation so they get it, and that gives me confidence that they are in it to make sure they get it right. Another great feature is the ability to raise the light to 7ft. At this height it will clear most people and give you ideal high perspective lighting best suited for effective illumination while avoiding the regular blackouts associated with people moving between my work area and the light.How you use this product. Things that are great about it. Things that aren't great about it.

☑ Yes, I recommend this product.



Helpful? Yes · 11 No · 1 Report

uticafarmer

Madison WI

Review 1

Votes 6

Skill Level: **Professional**

★★★★★ · a year ago

nice well built light that can be used anywhere

I used this product in a dim lit garage and it lights up where i am working with a very white bright light. It is a very quick setup requiring no tools and can be ready to use in seconds. this light folds up into a nice lightweight package with a carry handle and can be set up yo use anywhere with using a M18 battery. It also has 110 volt plug in for interior use. It is built rugged and I can see it will last me many many years. Well worth the money. Excellent product

☑ Yes, I recommend this product.

Helpful? Yes · 6 No · 0 Report

John T.

Appleton, WI

Review 1

Votes 10

Skill Level: **Professional**

★★★★★ · 2 years ago

51 Years IBEW local 577 6.1967 still working

I would like to see the ac charger built into light. If it is, you need to post that information. I also have the cube led light had to grind away some plastic to fit the 9 ah battery.

☑ Yes, I recommend this product.

Helpful? Yes · 10 No · 5 Report

Backflow Man

California

Review 1

Votes 0

Skill Level: **Professional**

★★★★★ · 4 months ago

Rocket Light Rocks

I have many Milwaukee lighting products, from the search light to a headlamp and they all work awesome. The other day I had a late night service call that was gonna take about 4 hrs outside at midnight. My buddy loaned me his Rocket Light and his 12Ah battery. Wow, never would have guessed it was midnight when I fired that bad boy up. It ran flawlessly the entire time I was working. My hat is off to Milwaukee for yet another great product. Keep up the good work and keep those lines of communication open with us contractors too.

☑ Yes, I recommend this product.

Helpful? Yes · 0 No · 0 Report

Electrical Connections

Gaithersburg, MD

Review 1

Vote 1

Skill Level: **Professional**

★★★★★ · 3 months ago

Electrical Service Upgrade Light

We are a residential service company that performs 6-9 heavy ups per month. When this is done in our customers house there is no power let alone no lights. We use this light during our work which lasts anywhere from 4-8 hours. This light is essential in helping us complete our work. Highly recommend to any residential electrician!!!

☑ Yes, I recommend this product.

Helpful? Yes · 1 No · 0 Report

1-8 of 9 Reviews

◀ ▶ (<https://www.milwaukeetool.com/Products/Lighting/Tower-Lights/2131-20?bvstate=pg:2/ct:r>)