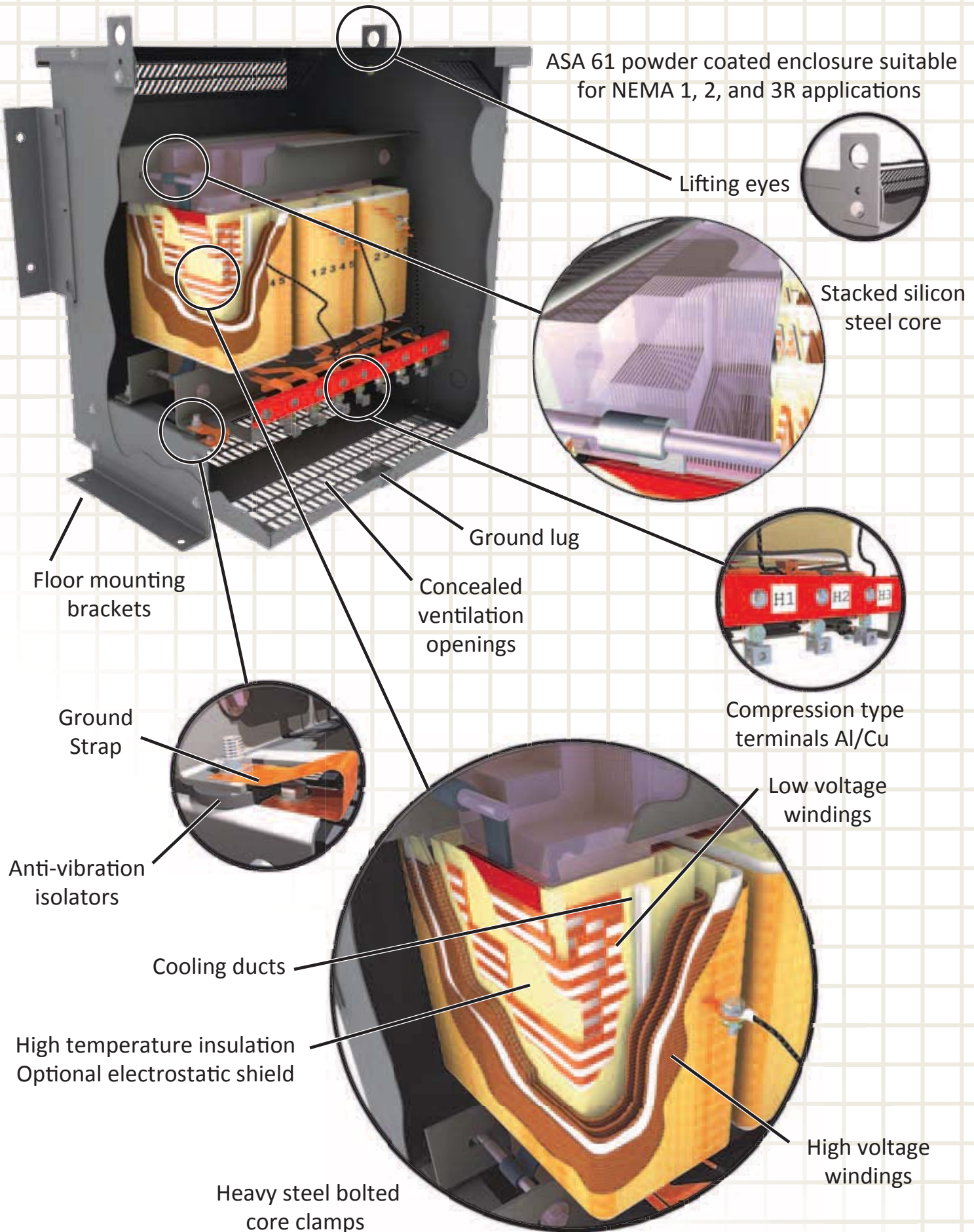


STANDARD SPECIFICATION, 600 V CLASS, SINGLE AND THREE PHASE



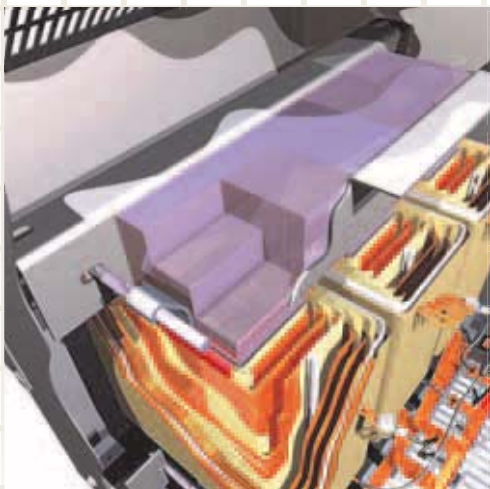
THREE-PHASE ISOLATION (DOUBLE-WOUND) TRANSFORMERS

APPLICATION

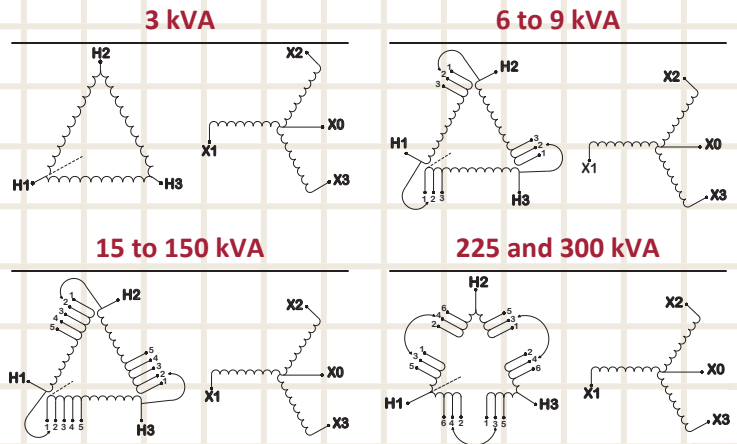
Designed for installation in hotels, schools, factories, as well as industrial and commercial buildings where a reliable power source is required for lighting and other low voltage equipment and machinery. Indoor and outdoor installation is possible depending on the enclosure.

FEATURES

- Using Computer Aided Design (CAD) techniques and modern materials, Rex engineers have created a range of highly efficient transformers having long trouble-free life with reduced weight, size, and cost.
- Ventilation openings in the enclosure are coordinated with the cooling ducts in the coils to ensure proper natural circulation of the cooling air for long life and minimum losses.
- General-purpose ventilated steel enclosure, suitable for indoor locations. After fabrication, they are finished in ASA 61 grey powder coating, suitable for most industrial and commercial installations.
- **CSA certified, File No. LR34493.**
- **UL listed, File No. E108255.**
- Transformers up to 75 kVA capacity may be readily hung on H-columns, walls, shelves or floor mounted to suit each installation. All units have lifting lugs, conduit KOs and a removable front cover for convenient access to terminals.
- Transformers rated 112.5–300 kVA capacity are suitable for floor or platform mounting and complete with integral lifting lugs, a removable top, as well as front and rear panels for convenient access to the terminals.
- Class 220 insulation used throughout range
- Transformer terminations rated below 330 Amps are supplied with suitable hardware and lugs for cable connection. Terminations above 330 Amps are supplied with terminal pads only.



TYPICAL CONFIGURATIONS



The configurations above are the most common, however the coils can be wound with a wide variety of connections, tap arrangements, phase shifts, and multiple windings.



ENCLOSURE DIMENSIONS

Size No.	Length	Depth	Height
0	9.50	7.00	8.00
1	12.00	9.00	9.50
2	11.00	11.00	14.00
3	15.50	11.00	14.00
4	15.75	16.00	21.00
5	20.50	16.00	21.00
6	20.50	20.75	26.50
7	24.50	21.75	31.50
8	30.75	29.75	31.75
9	40.00	38.00	45.75
10	46.00	50.00	64.50



A DIVISION OF TRANSFACTOR INDUSTRIES INC.
 65 BASALTIC RD, CONCORD, ON, CA L4K 1G4
 TEL: 905-695-8844 • FAX: 905-695-8855
 WWW.REXPOWERMAGNETICS.COM

ENERGY EFFICIENT TRANSFORMER

- 3 Phase Isolation
- Dry Type
- ANN Self Cooled

Purchaser: TBA
 PO#: TBA
 SWO#: TBA
 Qty: TBA

Coils: Aluminum
 Cat. No.: BA15J-M/Z3

kVA: 15
 Primary: 600 Delta Volts
 Secondary: 208 Y/120 Volts
 Primary Taps: 2.5 %
 -Taps FCAN 2
 -Taps FCBN 2

Frequency: 60 Hz

BIL: 10 kV
 Insulation Class: 220 °C
 Temperature Rise: 150 °C
 Impedance: 4.0 - 5.0 %

Min. Efficiency: 97.89 %
 - Calculated @ 35% Loaded

Weight: 230 Lbs

Termination	Location	Lug Size
Primary:	Front	2-14 AWG
Secondary:	Front	2-14 AWG

Wiring Connection:

Primary:	H1-H2-H3	Jumpers To:
Voltage	% Tap	
630	105.0	1-1-1
615	102.5	2-2-2
600	100.0	3-3-3
585	97.5	4-4-4
570	95.0	5-5-5

Secondary:	X0-X1-X2-X3	Connect Loads To:
Voltage	Phase	
208	3	X1-X2-X3
120	1	X0-X1, X0-X2, and/or X0-X3

Preliminary Drawing ONLY

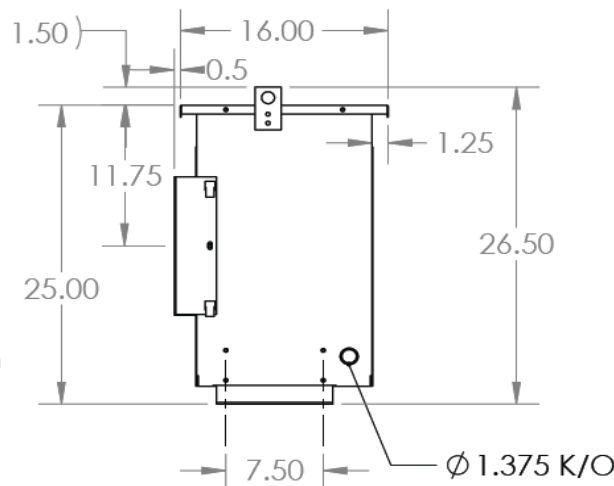
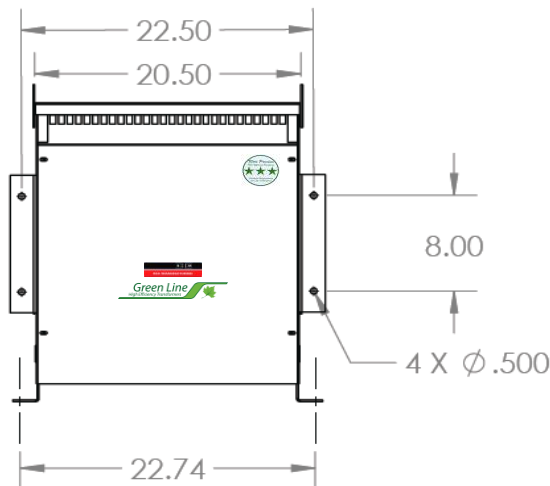
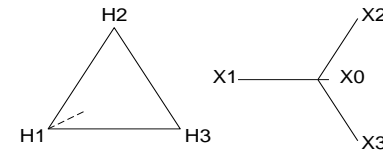
This drawing may NOT truly reflect our final design. Any resulting order(s) must be accompanied by or refer to this drawing and be marked with any proposed changes

Standards:

- 1)- CSA Certified File No. LR34493
- 2)- UL Listed File No. E108255

Standard Features:

- 1)- Anti-vibration pads installed between the enclosure base and the core & coil assembly
- 2)- Lug for Earth grounding provided
- 3)- Seismic rated for USA zone 4 and Canada zone 6
- 4)- Transformer meets NRCAN 2019 & DOE 2016 minimum efficiency level



CSA Enclosure:

- 1)- Type 3R (NEMA 3R)
 - Sprinklerproof when the angle between sprinkler heads and opening in the enclosure does not exceed 45 degree from the vertical.
- 2)- Ventilated
- 3)- ASA 61 grey
- 4)- Floor/Wall mounting

Rev.	Remarks	By	Appr. By	Date
1	Enclosure Size Revised	AP	V.S	April 1,2019

Prepared by: AG
 Approved by: VS
 Date: JULY 12, 2016