

TRPL 24VDC 1NO F

Weidmüller Interface GmbH & Co. KG

Klingenbergstraße 26

D-32758 Detmold

Germany

www.weidmueller.com



Combine switching and protection in one relay TERMSERIES-compact with fuse carrier enables simple and particularly efficient integration of fuses, as no additional terminal block with a fuse is required. This saves time during installation and space in the control cabinet. The fuse must be selected to match the connecting line, and the fuse can be changed while the module is installed. The complete module is 100 % function-tested and particularly vibration-resistant due to built-in relays.

- 1 NO contacts
- Contact material: AgNi
- Optimum cable protection due to selectable fuse to match the connecting cable
- Easy handling due to fuse replacement while installed

General ordering data

Version	TERMSERIES-compact, Relay module, Fuse, Number of contacts: 1, NO contact AgNi, Rated control voltage: 24 V DC $\pm 20\%$, Continuous current: 6 A, PUSH IN, Test button available: No
Order No.	2773930000
Type	TRPL 24VDC 1NO F
GTIN (EAN)	4064675037705
Qty.	10 pc(s).

TRPL 24VDC 1NO F

Weidmüller Interface GmbH & Co. KG

Klingenbergstraße 26

D-32758 Detmold

Germany

www.weidmueller.com

Technical data

Dimensions and weights

Depth	90.9 mm	Depth (inches)	3.579 inch
Height	89.4 mm	Height (inches)	3.52 inch
Width	6.4 mm	Width (inches)	0.252 inch
Net weight	33.2 g		

Temperatures

Storage temperature	-40 °C...85 °C	Operating temperature	-40 °C...60 °C
Humidity	5-85% relative humidity, Tu = 40°C, without condensation		

Rated data UL

Certificate No. (cURus)	E141197
-------------------------	---------

Control side

Rated control voltage	24 V DC \pm 20 %	Rated current DC	11 mA
Power rating	264 mW	Status indicator	Green LED
Protective circuit	Free-wheeling diode, Reverse polarity protection		

Load side

Rated switching voltage	250 V AC	Continuous current	6 A
Max. switching frequency at rated load	0.1 Hz	Max. switching voltage, AC	250 V
Max. switching voltage, DC	250 V	Inrush current	20 A / 20 ms
AC switching capacity (resistive), max.	1500 VA	DC switching capacity (resistive), max.	144 W @ 24 V
Switch-on delay	<7 ms	Switch-off delay	\leq 4 ms
Contact type	1 NO contact (AgNi)	Mechanical service life	5 x 10 ⁶ switching cycles
Min. switching power	1 mA @ 24 V, 10 mA @ 12 V, 100 mA @ 5 V		

General data

Operating altitude	\leq 2000 m, above sea level		
Rail	TS 35		
Test button available	No		
Mechanical switch position indicator	No		
Colour	black		
UL94 flammability rating component	Component	Housing	
	UL94 flammability rating	V-0	
	Component	Pusher	
	UL94 flammability rating	V-0	
	Component	Fuse holder	
	UL94 flammability rating	V-0	

TRPL 24VDC 1NO F

Weidmüller Interface GmbH & Co. KG

Klingenbergstraße 26

D-32758 Detmold

Germany

www.weidmueller.com

Technical data

Insulation coordination

Rated voltage	300 V	Pollution severity	2
Surge voltage category	III	Clearance and creepage distances for control side - load side	≥ 6 mm
Dielectric strength for control side - load side	2.5 kV _{eff}	Type of isolation at input and output	reinforced insulation
Dielectric strength of open contact	1 kV _{eff} / 1 min	Dielectric strength to mounting rail	4 kV _{eff} / 1 Min.
Impulse withstand voltage	6 kV (1.2/50 μs)	Protection degree	IP20

Further details of approvals / standards

Certificate No. (cURus)	E141197
-------------------------	---------

Connection data

Wire connection method	PUSH IN	Stripping length, rated connection	9 mm
Clamping range, rated connection	1.5 mm ²	Clamping range, min.	0.14 mm ²
Clamping range, max.	2.5 mm ²	Wire connection cross section AWG, min.	AWG 26
Wire connection cross section AWG, max.	AWG 14	Wire cross-section, solid, min.	0.5 mm ²
Wire cross-section, solid, max.	1.5 mm ²	Wire cross-section, solid, min. (AWG)	AWG 26
Wire cross-section, solid, max. (AWG)	AWG 14	Wire connection cross section, finely stranded, min.	0.35 mm ²
Wire connection cross section, finely stranded, max.	2.5 mm ²	Wire cross-section, finely stranded, min. (AWG)	AWG 26
Wire cross-section, finely stranded, max. (AWG)	AWG 14	Wire connection cross-section, finely stranded with wire-end ferrules DIN 46228/4, min.	0.14 mm ²
Wire connection cross-section, finely stranded with wire-end ferrules DIN 46228/4, max.	1.5 mm ²	Conductor cross-section, flexible, AEH (DIN 46228-1), min.	0.5 mm ²
Conductor cross-section, flexible, AEH (DIN 46228-1), max.	1.5 mm ²	Blade size	0.6 x 3.5 mm

Classifications

ETIM 6.0	EC001437	ETIM 7.0	EC001437
ETIM 8.0	EC001437	ETIM 9.0	EC001437
ECLASS 9.0	27-37-16-01	ECLASS 9.1	27-37-16-01
ECLASS 10.0	27-37-16-01	ECLASS 11.0	27-37-16-01
ECLASS 12.0	27-37-16-01	ECLASS 13.0	27-37-16-01
ECLASS 14.0	27-37-16-01		

Environmental Product Compliance

RoHS Compliance Status	Compliant with exemption
RoHS Exemption (if applicable/known)	7a, 7cl
REACH SVHC	Lead 7439-92-1
SCIP	75e5f661-708e-44b0-9fc2-4f6c675b3b71

TRPL 24VDC 1NO F

Weidmüller Interface GmbH & Co. KG
Klingenbergstraße 26
D-32758 Detmold
Germany

www.weidmueller.com

Technical data**Approvals**

Approvals



ROHS	Conform
UL File Number Search	UL Website
Certificate No. (cURus)	E141197

Downloads

Approval/Certificate/Document of Conformity	DE PA5600 230411 001 ISS 02 UK PA5600 230411 001 ISS 02
Engineering Data	CAD data – STEP
User Documentation	IS TRPL F 6.4MM FL_TERMSERIES-compact_1NOAgNi_LOAD_GUIDE
Catalogues	Catalogues in PDF-format

TRPL 24VDC 1NO F

Weidmüller Interface GmbH & Co. KG
 Klingenbergstraße 26
 D-32758 Detmold
 Germany

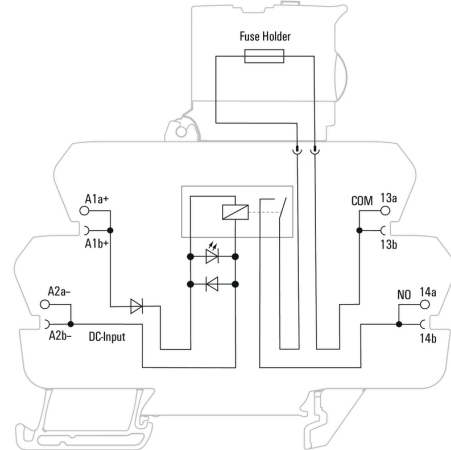
www.weidmueller.com

Drawings

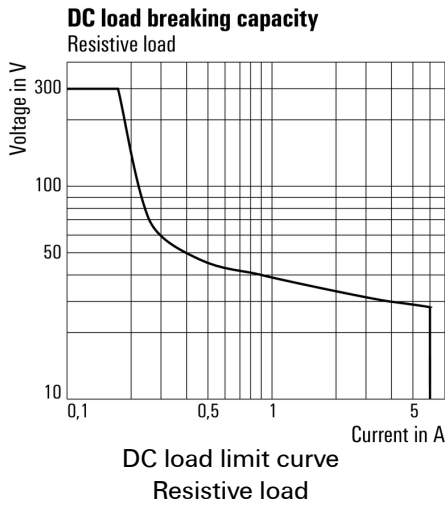
Similar to illustration



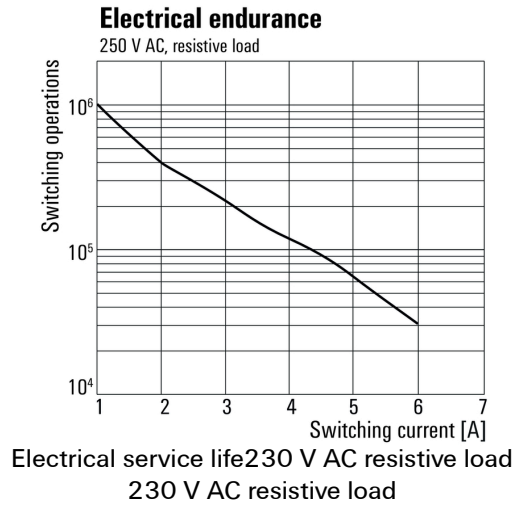
Wiring diagram



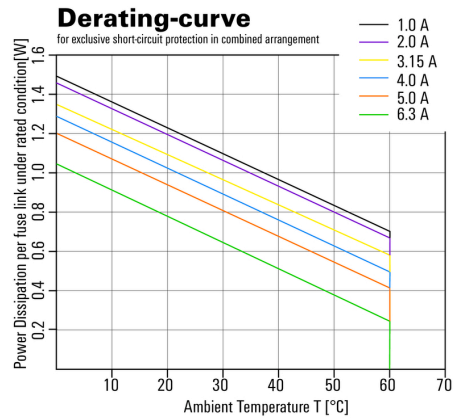
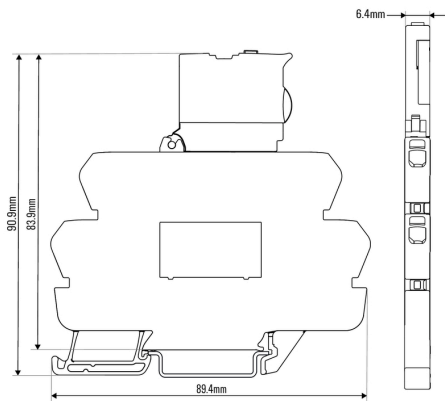
Graph



Graph



Graph



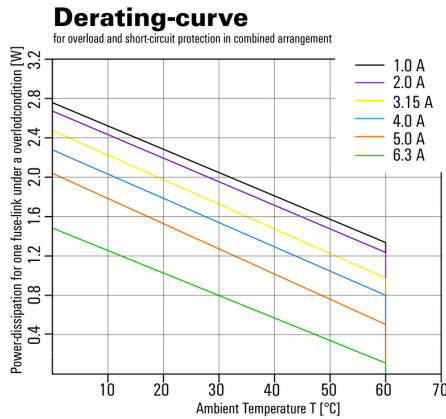
TRPL 24VDC 1NO F

Weidmüller Interface GmbH & Co. KG
 Klingenbergstraße 26
 D-32758 Detmold
 Germany

www.weidmueller.com

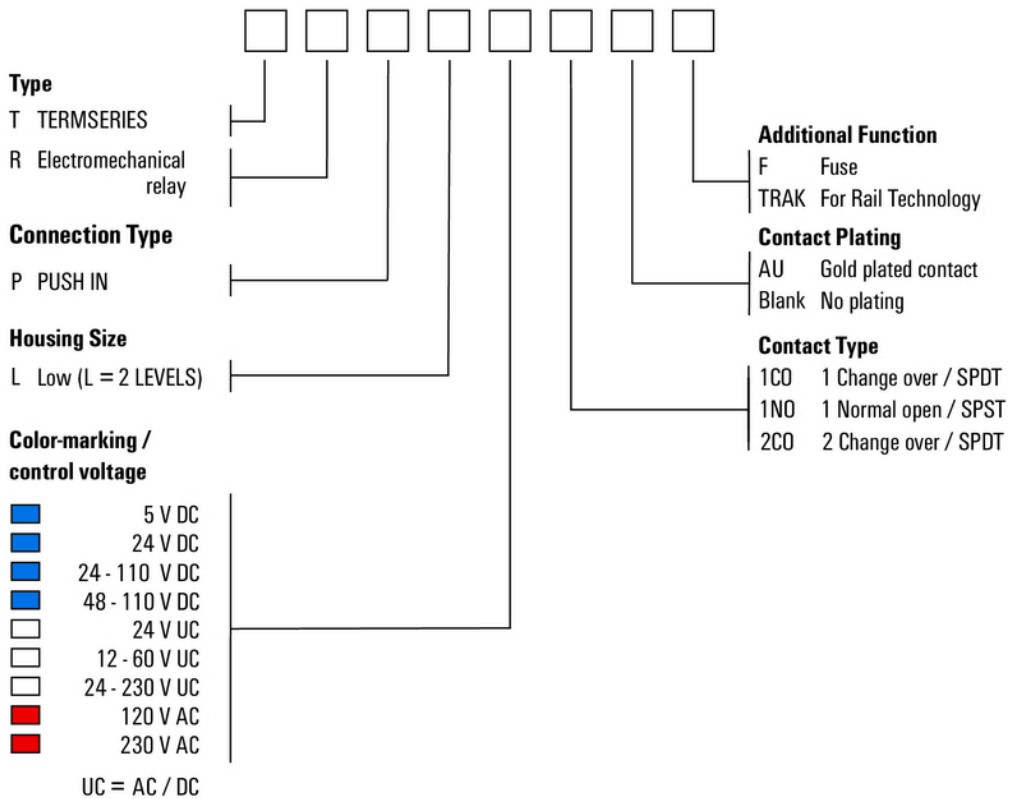
Drawings

Graph



Miscellaneous

Type code electromechanical relay (TERMSERIES-compact)



Type codes