








Duct Fittings

| Description | Product Number | UPC Number | Size | Carton Quantity |
|--|---------------------|------------|--------|-----------------|
| Push Fit Poly Coupling  | PFC02 | 41782 | 2 | 200 |
| | PFC03 | 41788 | 3 | 100 |
| | PFC035 | 41794 | 3½ | 150 |
| | PFC04 | 41800 | 4 | 100 |
| | PFC05 | 41812 | 5 | 50 |
| | PFC06 | 41818 | 6 | 35 |
| Push Fit Poly 5° Coupling  | PFC503 | 41824 | 3 | 100 |
| | PFC5035 | 41827 | 3½ | 90 |
| | PFC504 | 41830 | 4 | 100 |
| | PFC505 | 41836 | 5 | 45 |
| Solvent Weld PVC Coupling  | SWC02 | 42232 | 2 | 25 |
| | SWC02L | 42234 | 2 LONG | 25 |
| | SWC03 | 42238 | 3 | 50 |
| | SWC03L | 42239 | 3 LONG | 50 |
| | SWC035 | 42244 | 3½ | 50 |
| | SWC04 | 42250 | 4 | 40 |
| | SWC04L | 42253 | 4 LONG | 40 |
| | SWC05 | 42256 | 5 | 25 |
| SWC06 | 42262 | 6 | 14 | |
| Solvent Weld PVC 5° Coupling  | SWC502 | 42274 | 2 | - |
| | SWC503 | 42280 | 3 | - |
| | SWC5035 | 42286 | 3½ | - |
| | SWC504 | 42292 | 4 | 40 |
| | SWC504L | 42293 | 4 LONG | 40 |
| | SWC505 | 42304 | 5 | 20 |
| | SWC506 | 42310 | 6 | - |
| Bell End  | BEL02 | 41260 | 2 | 50 |
| | BEL03 | 41266 | 3 | 60 |
| | BEL035 | 41272 | 3½ | 20 |
| | BEL04 | 41278 | 4 | 60 |
| | BEL05 | 41284 | 5 | 30 |
| | BEL06 | 41290 | 6 | 60 |
| Cap  | CAP02 | 41296 | 2 | 25 |
| | CAP03 | 41302 | 3 | 20 |
| | CAP035 | 41308 | 3½ | 25 |
| | CAP04 | 41314 | 4 | 50 |
| | CAP05 | 41320 | 5 | 10 |
| | CAP06 | 41326 | 6 | 10 |
| Terminator - Bell End Fitting (With Knockout Plug)  | TERM35 | 41982 | 3½ | - |
| | TERM04 (w/holes) | 41986 | 4 | 60 |