

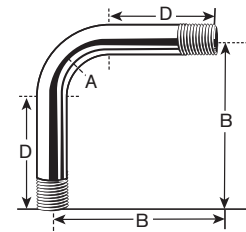
# Galvanized Rigid Conduit (GRC) Elbows & Nipples

## Galvanized Rigid Conduit (GRC) Large Radius 90 Degree Elbows (continued)

Certified to Canadian Standards Association Safety Standard CSA C22.2 No.45.1  
Manufactured in accordance with ANSI C80.1



Trade Size	Metric Designator	Radius (A)		Offset (B) <sup>2</sup>		Straight (D) <sup>2</sup>		Approximate Weight Per 100 Pieces	
		in	mm	in	mm	in	mm	lb	kg
5	129	30	762	41	1041	11	279	8050	3651.5
5	129	36	914	50 3/4	1289	14 3/4	375	10033	4551.0
5	129	42	1067	55	1397	13	330	10733	4868.5
5	129	48	1219	65 1/4	1657	17 1/4	438	12833	5821.0
5	129	60	1524	75 7/8	1927	15 7/8	403	14700	6667.9
6	155	36	914	50 3/4	1289	14 3/4	375	13187	5981.6
6	155	42	1067	55	1397	13	330	14107	6398.9
6	155	48	1219	65 1/4	1657	17 1/4	438	16867	7650.9
6	155	60	1524	75 7/8	1927	15 7/8	403	19320	8763.6



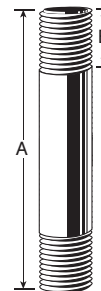
<sup>2</sup>For information only, not a requirement as per CSA Standard  
Shipped in palletized cartons or bulk.  
Also available in the following Degrees (60°, 45°, 30°, 22-1/2°, 15° & 11-1/4°)

## Galvanized Rigid Conduit (GRC) Nipples

Certified to Canadian Standards Association Safety Standard CSA C22.2 No.45.1  
Manufactured in accordance with ANSI C80.1



Trade Size	Metric Designator	Length (A)		Total Thread Length (B) <sup>1</sup>		Threads Per Inch <sup>1</sup>	Approximate Weight Per 100 Pieces		Standard Package
		in	mm	in	mm		lb	kg	
1/2	16	(Close) 1 1/8	29	0.78	19.8	14	6	2.7	25
1/2	16	1 1/2	38	0.78	19.8	14	8	3.6	25
1/2	16	2	51	0.78	19.8	14	12	5.4	25
1/2	16	2 1/2	64	0.78	19.8	14	15	6.8	25
1/2	16	3	76	0.78	19.8	14	19	8.6	25
1/2	16	3 1/2	89	0.78	19.8	14	22	10.0	25
1/2	16	4	102	0.78	19.8	14	26	11.8	25
1/2	16	5	127	0.78	19.8	14	33	15.0	25
1/2	16	6	152	0.78	19.8	14	40	18.1	25
1/2	16	8	203	0.78	19.8	14	54	24.5	25
1/2	16	10	254	0.78	19.8	14	68	30.8	25
1/2	16	12	305	0.78	19.8	14	82	37.2	25
3/4	21	(Close) 1 3/8	35	0.79	20.1	14	9	4.1	25
3/4	21	1 1/2	38	0.79	20.1	14	10	4.5	25
3/4	21	2	51	0.79	20.1	14	14	6.4	25
3/4	21	2 1/2	64	0.79	20.1	14	19	8.6	25
3/4	21	3	76	0.79	20.1	14	24	10.9	25
3/4	21	3 1/2	89	0.79	20.1	14	28	12.7	25
3/4	21	4	102	0.79	20.1	14	34	15.4	25
3/4	21	5	127	0.79	20.1	14	43	19.5	25
3/4	21	6	152	0.79	20.1	14	52	23.6	25
3/4	21	8	203	0.79	20.1	14	73	33.1	25
3/4	21	10	254	0.79	20.1	14	89	40.4	25
3/4	21	12	305	0.79	20.1	14	109	49.4	25



<sup>1</sup>Minimum requirement as per CSA Standard  
A tolerance of minus one thread applies to Total length of Thread

Chart continued on the next page

NOTE: Special orders are non-cancelable, non-returnable and non-refundable

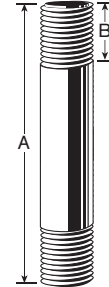
# Galvanized Rigid Conduit (GRC) Nipples

## Galvanized Rigid Conduit (GRC) Nipples (continued)

Certified to Canadian Standards Association Safety Standard CSA C22.2 No.45.1  
Manufactured in accordance with ANSI C80.1



Trade Size	Metric Designator	Length (A)		Total Thread Length (B) <sup>1</sup>		Threads Per Inch <sup>1</sup>	Approximate Weight Per 100 Pieces		Standard Package
		in	mm	in	mm		lb	kg	
1	27	(Close) 1 1/2	38	0.98	24.9	11 1/2	16	7.3	25
1	27	2	51	0.98	24.9	11 1/2	22	10.0	25
1	27	2 1/2	64	0.98	24.9	11 1/2	28	12.7	25
1	27	3	76	0.98	24.9	11 1/2	36	16.3	25
1	27	3 1/2	89	0.98	24.9	11 1/2	43	19.5	25
1	27	4	102	0.98	24.9	11 1/2	49	22.2	25
1	27	5	127	0.98	24.9	11 1/2	64	29.0	25
1	27	6	152	0.98	24.9	11 1/2	78	35.4	25
1	27	8	203	0.98	24.9	11 1/2	109	49.4	25
1	27	10	254	0.98	24.9	11 1/2	138	62.6	25
1	27	12	305	0.98	24.9	11 1/2	166	75.3	25
1 1/4	35	(Close) 1 5/8	41	1.01	25.7	11 1/2	22	10.0	25
1 1/4	35	2	51	1.01	25.7	11 1/2	28	12.7	25
1 1/4	35	2 1/2	64	1.01	25.7	11 1/2	37	16.8	25
1 1/4	35	3	76	1.01	25.7	11 1/2	47	21.3	25
1 1/4	35	3 1/2	89	1.01	25.7	11 1/2	55	24.9	25
1 1/4	35	4	102	1.01	25.7	11 1/2	66	29.9	25
1 1/4	35	5	127	1.01	25.7	11 1/2	84	38.1	25
1 1/4	35	6	152	1.01	25.7	11 1/2	100	45.4	25
1 1/4	35	8	203	1.01	25.7	11 1/2	136	61.7	25
1 1/4	35	10	254	1.01	25.7	11 1/2	176	79.8	10
1 1/4	35	12	305	1.01	25.7	11 1/2	216	98.0	10
1 1/2	41	(Close) 1 3/4	44	1.03	26.2	11 1/2	28	12.7	25
1 1/2	41	2	51	1.03	26.2	11 1/2	34	15.4	25
1 1/2	41	2 1/2	64	1.03	26.2	11 1/2	44	20.0	25
1 1/2	41	3	76	1.03	26.2	11 1/2	56	25.4	25
1 1/2	41	3 1/2	89	1.03	26.2	11 1/2	68	30.8	25
1 1/2	41	4	102	1.03	26.2	11 1/2	80	36.3	25
1 1/2	41	5	127	1.03	26.2	11 1/2	103	46.7	25
1 1/2	41	6	152	1.03	26.2	11 1/2	122	55.3	25
1 1/2	41	8	203	1.03	26.2	11 1/2	170	77.1	10
1 1/2	41	10	254	1.03	26.2	11 1/2	216	98.0	10
1 1/2	41	12	305	1.03	26.2	11 1/2	260	117.9	10
2	53	(Close) 2	51	1.06	26.9	11 1/2	44	20.0	25
2	53	2 1/2	64	1.06	26.9	11 1/2	59	26.8	25
2	53	3	76	1.06	26.9	11 1/2	72	32.7	25
2	53	3 1/2	89	1.06	26.9	11 1/2	88	39.9	25
2	53	4	102	1.06	26.9	11 1/2	103	46.7	25
2	53	5	127	1.06	26.9	11 1/2	132	59.9	20
2	53	6	152	1.06	26.9	11 1/2	160	72.6	20
2	53	8	203	1.06	26.9	11 1/2	220	99.8	10
2	53	10	254	1.06	26.9	11 1/2	285	129.3	10
2	53	12	305	1.06	26.9	11 1/2	335	152.0	10



<sup>1</sup>Minimum requirement as per CSA Standard

A tolerance of minus one thread applies to Total length of Thread

Chart continued on the next page

NOTE: Special orders are non-cancelable, non-returnable and non-refundable

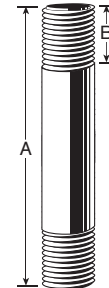
# Galvanized Rigid Conduit (GRC) Nipples

## Galvanized Rigid Conduit (GRC) Nipples (continued)

Certified to Canadian Standards Association Safety Standard CSA C22.2 No.45.1  
Manufactured in accordance with ANSI C80.1



Trade Size	Metric Designator	Length (A)		Total Thread Length (B) <sup>1</sup>		Threads Per Inch <sup>1</sup>	Approximate Weight Per 100 Pieces		Standard Package
		in	mm	in	mm		lb	kg	
2 1/2	63	(Close) 2 3/4	70	1.57	39.9	8	84	38.1	10
2 1/2	63	3	76	1.57	39.9	8	100	45.4	10
2 1/2	63	3 1/2	89	1.57	39.9	8	120	54.4	10
2 1/2	63	4	102	1.57	39.9	8	150	68.0	10
2 1/2	63	5	127	1.57	39.9	8	197	89.4	8
2 1/2	63	6	152	1.57	39.9	8	240	108.9	8
2 1/2	63	8	203	1.57	39.9	8	329	149.2	8
2 1/2	63	10	254	1.57	39.9	8	422	191.4	5
2 1/2	63	12	305	1.57	39.9	8	505	229.1	5
3	78	(Close) 2 5/8	67	1.63	41.4	8	118	53.5	10
3	78	3	76	1.63	41.4	8	130	59.0	10
3	78	3 1/2	89	1.63	41.4	8	157	71.2	5
3	78	4	102	1.63	41.4	8	200	90.7	5
3	78	5	127	1.63	41.4	8	260	117.9	5
3	78	6	152	1.63	41.4	8	300	136.1	5
3	78	8	203	1.63	41.4	8	411	186.4	5
3	78	10	254	1.63	41.4	8	528	239.5	5
3	78	12	305	1.63	41.4	8	630	285.8	5
3 1/2	91	(Close) 2 3/4	70	1.68	42.7	8	160	72.6	5
3 1/2	91	4	102	1.68	42.7	8	240	108.9	4
3 1/2	91	5	127	1.68	42.7	8	320	145.2	4
3 1/2	91	6	152	1.68	42.7	8	373	169.2	4
3 1/2	91	8	203	1.68	42.7	8	510	231.3	3
3 1/2	91	10	254	1.68	42.7	8	655	297.1	3
3 1/2	91	12	305	1.68	42.7	8	785	356.1	3
4	103	(Close) 2 7/8	73	1.73	43.9	8	180	81.6	5
4	103	4	102	1.73	43.9	8	285	129.3	4
4	103	5	127	1.73	43.9	8	380	172.4	4
4	103	6	152	1.73	43.9	8	440	199.6	4
4	103	8	203	1.73	43.9	8	600	272.2	3
4	103	10	254	1.73	43.9	8	775	351.5	3
4	103	12	305	1.73	43.9	8	925	419.6	3
5	129	(Close) 3	76	1.84	46.7	8	240	108.9	1
5	129	5	127	1.84	46.7	8	480	217.7	1
5	129	6	152	1.84	46.7	8	600	272.2	1
5	129	8	203	1.84	46.7	8	825	374.2	1
5	129	10	254	1.84	46.7	8	1055	478.5	1
5	129	12	305	1.84	46.7	8	1260	571.5	1
6	155	(Close) 3 1/8	79	1.95	49.5	8	350	158.8	1
6	155	5	127	1.95	49.5	8	660	299.4	1
6	155	6	152	1.95	49.5	8	820	372.0	1
6	155	8	203	1.95	49.5	8	1125	510.3	1
6	155	10	254	1.95	49.5	8	1440	653.2	1
6	155	12	305	1.95	49.5	8	1720	780.2	1



<sup>1</sup>Minimum requirement as per CSA Standard

A tolerance of minus one thread applies to Total length of Thread

NOTE: Special orders are non-cancelable, non-returnable and non-refundable