

DESCRIPTION

The Halo HLC4 is a low profile, surface mount luminaire that offers easy below the ceiling installation to save time and money. The HLC4 (4") is designed for installation in most 3-1/2" and 4" square, octagon, or round junction boxes.

Catalog #		Type
Project		
Comments		Date
Prepared by		

SPECIFICATION FEATURES

CONSTRUCTION

- Stamped aluminum frame.

OPTICS

- Precision engineered optic provides uniform luminance from a low profile convex lens
- Removable lens for easy install from below installation

LED

- Backlit LED technology
- Color Temperature options include: 3000K, 4000K or 5000K
- 90 CRI is standard
- L70 at 50,000 hours projected in accordance with TM-21

DRIVER

- Integral 120V 60Hz constant current driver provides virtually noise free operation.
- Continuous, flicker-free dimming from 100% to 10% with select leading or trailing edge 120V phase cut dimmers. See dimming guide.
- Dimming to 10% is best assured using dimmers with low end trim adjustment. Consult dimmer manufacturer for compatibility and conditions of use. (Note some dimmers require a neutral in the wallbox.)

- Inline electrical quick connect (provided) provides mains connections

ELECTRICAL JUNCTION BOX MOUNTING

- HLC4 may be used in compatible electrical junction boxes in direct contact with insulation including spray foam insulation
- Install from below design
- Suitable for installation in many 3-1/2" and 4" octagon and round electrical junction boxes.
- Compatible with compact (pancake) junction boxes
- Installer must ensure compatibility of fit, wiring and proper mounting in the electrical junction box. This includes all applicable national and local electrical and building coded NEMA LSD 57-2013

WARRANTY

- Five year limited warranty, consult website for details. www.cooperlighting.com

COMPLIANCE

- UL certified for US and Canada
- Damp Location listed
- Suitable for use in clothes closets when installed in accordance with the NEC 410.16 spacing requirements.
- EMI/RFI emissions per FCC 47CFR Part 15B
- Contains no mercury or lead and RoHS compliant.
- Photometric testing in accordance with IES LM-79-08
- Lumen maintenance projections in accordance with IES LM-80-08 and TM-21-11.
- Can be used for State of California Title 24 high efficacy luminaire compliance, reference the California Energy Commission Title 20 Appliance Efficiency Database for current listings.
- Can be used for International Energy Conservation Code (IECC) and Washington State Energy Code high efficiency luminaire Compliance
- ENERGY STAR® Certified luminaire - consult ENERGY STAR® Certified Product List



HLC4

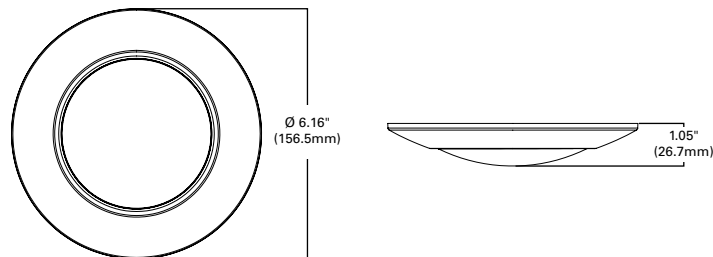
4-Inch LED Surface Luminaire

750 Lumen Series

Suitable for ceiling or wall electrical junction boxes

HIGH-EFFICACY LED WITH INTEGRAL DRIVER - DIMMABLE

DIMENSIONS



ENERGY DATA	
Lumens	753 @ 3000K
Input Voltage	120V
Input Current	.106 (mA)
Input Power	12.6 (W)
Efficiency	60 LpW
Inrush	.106 (A)
THD	≤ 29%
PF	≥ 0.90
T Ambient	-30° - +40°C
Sound Rating	≤ 22dba



Refer to ENERGY STAR® Certified Products List.
Can be used to comply with California Title 24 High Efficacy requirements.
Certified to California Appliance Efficiency Database under JA8.

ORDERING INFORMATION

SAMPLE NUMBER: HLC4079301EWH-6BP


Models	Lumens	CRI / CCT	Driver	Finish	Packaging
HLC4 = 4" LED surface light	07=750 lumens (nominal)	930=90 CRI minimum, 3000K CCT 940=90 CRI minimum, 4000K CCT 950=90 CRI minimum, 5000K CCT	1E = 120V, 60 Hz LE & TE phase cut 10% dimming	WH = matte white	-6BP = Qty 6 bulk pack (not for individual sale) -12BP = Qty 12 bulk pack (not for individual sale)'

1. 3000K only

COMPATIBLE WITH COOPER LIGHTING SOLUTIONS' CROUSE-HINDS JUNCTION BOXES



TP316
for non-metallic cable
4" x 4" x 2-1/8"
(102mm x 102mm x 54mm)



TP317
for metal clad cable
4" x 4" x 2-1/8"
(102mm x 102mm x 54mm)

- TP316 - for non-metallic cable
- TP317 - for metal clad cable
- UL Listed
- Refer to www.crouse-hinds.com

COMPATIBLE WITH MANY OTHER JUNCTION BOXES*



4" octagon light fixture/fan steel box
4" x 4" x 2-1/8"
(102mm x 102mm x 54mm)



4" octagon steel box
4" x 4" x 1-1/2"
(102mm x 102mm x 38mm)



4" round new work non-metallic light fixture/fan box
4" diameter x 2-3/16"
(102mm x 56mm)



3-1/2" round new work non-metallic ceiling box
3-1/2" diameter x 2-3/4"
(89mm x 70mm)



3-1/2" round old work non-metallic box
4-1/4" O.D. flange, 3-1/2" I.D. x 2-5/8"
(108mm O.D., 89mm I.D. x 67mm)



4" round surface mount box
4" diameter x 1-1/2"
(102mm x 38mm)



4" round new work non-metallic box with hanger bar assembly
4" diameter x 2-3/16" (102mm x 56mm)

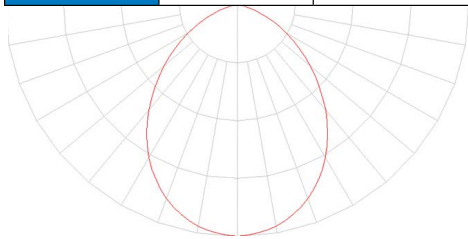


Round ceiling pan
4" diameter x 13/16"
(102mm x 21mm)

*This is a representative list of compatible junction boxes only. Information contained in this literature about other manufacturers' products is from published information made available by the manufacturer and is deemed to be reliable, but has not been verified. Cooper Lighting Solutions makes no specific recommendation on product selection and there are no warranties of performance or compatibility implied. Installer must determine that site conditions are suitable to allow proper installation of the mounting bracket in the box.

PHOTOMETRIC DATA

HLC4079301EWH-6BP - 3000K		
Luminaire lumens	753	
Input watts	12.6	
LER (LPW)	60	
Spacing Criteria	0-180	1.28
	90-270	1.28
	Diagonal	1.4
Beam angle (degrees)	115.1	
Field angle (degrees)	170.7	
Zonal lumen	Lumens	% Lumens
0-30	191	25.4
0-40	314	41.7
0-60	562	74.6
0-90	744	98.8



* Tested in accordance with IES LM63. Field results may vary.

Color Metric Summary

3000K		4000K		5000K	
TM-30-15	R _f = 87	TM-30-15	R _f = 87	TM-30-15	R _f = 90
	R _g = 95		R _g = 95		R _g = 97
CRI/CIE	R _a = 91	CRI/CIE	R _a = 92	CRI/CIE	R _a = 93
	R ₉ = 60		R ₉ = 69		R ₉ = 61



115°



Catalog Number	CCT	Lumens	Power (W)	LPW
HLC4	3000K	753	12.6	60
	4000K	761	12.3	62
	5000K	874	12.5	69.9

Product Specifications

PRODUCT SPECIFICATIONS

Lumens	753
Watts	12.6
Lumens Per Watt (Efficacy)	60
Color Accuracy (CRI)	91
Light Color (CCT)	3000K
<small>Correlated Color Temperature (CCT)</small>	
<small>warm white 3000K soft white bright white</small>	

PRODUCT SPECIFICATIONS

Lumens	761
Watts	12.3
Lumens Per Watt (Efficacy)	62
Color Accuracy (CRI)	92
Light Color (CCT)	4000K
<small>Correlated Color Temperature (CCT)</small>	
<small>warm white 3000K soft white bright white</small>	

PRODUCT SPECIFICATIONS

Lumens	874
Watts	12.5
Lumens Per Watt (Efficacy)	69.9
Color Accuracy (CRI)	92
Light Color (CCT)	5000K
<small>Correlated Color Temperature (CCT)</small>	
<small>warm white 3000K soft white bright white</small>	