


BMXXBP0400H

rack, Modicon M340 automation platform,
4 slots, panel, plate or DIN rail mounting,
ruggedized



Main

Range of Product	Modicon M340 automation platform
Product Specific Application	For severe environments

Complementary

Number of slots	4 bus X
Product Compatibility	BMXCPS power supply I/O module BMXP34 processor Specific application module
Power Consumption in W	1.12 W
Electrical connection	1 connector (XBE) expansion module
Fixing mode	By 4 screws 0.17...0.25 in (4.32...6.35 mm) panel By 4 M6 screws plate By clips 35 mm symmetrical DIN rail
Height	4.08 in (103.7 mm)
Width	9.54 in (242.4 mm)
Depth	0.75 in (19 mm)
Net Weight	1.39 lb(US) (0.63 kg)

Environment

IP Degree of Protection	IP20
Ambient Air Temperature for Operation	-13...158 °F (-25...70 °C)
Relative Humidity	10...95 % without condensation
Protective treatment	Conformal coating Humiseal 1A33 TC
Directives	2014/35/EU - low voltage directive 2014/30/EU - electromagnetic compatibility 2014/34/EU - ATEX directive
Product certifications	CE[RETURN]UL[RETURN]CSA[RETURN]RCM[RETURN]EAC[RETURN]Merchant Navy[RETURN]ATEX zone 2/22[RETURN]IECEx zone 2/22

The information provided in this documentation contains general descriptions and/or technical characteristics of the performance of the products contained herein. This documentation is not intended as a substitute for and is not to be used for determining suitability or reliability of these products for specific user applications. It is the duty of any such user or integrator to perform the appropriate and complete risk analysis, evaluation and testing of the products with respect to the relevant specific application or use thereof. Neither Schneider Electric Industries SAS nor any of its affiliates or subsidiaries shall be responsible or liable for misuse of the information contained herein.

Standards	EN/IEC 61131-2 EN/IEC 61010-2-201 UL 61010-2-201 CSA C22.2 No 61010-2-201 IACS E10 EN/IEC 61000-6-5, interface type 1 and type 2 EN/IEC 61850-3, location G EN/IEC 60079-0
Environmental characteristic	Gas resistant class Gx ISA S71.04 Gas resistant class 3C4 IEC 60721-3-3 Dust resistant class 3S4 IEC 60721-3-3 Sand resistant class 3S4 IEC 60721-3-3 Salt resistant level 2 IEC 68252 Mold growth resistant class 3B2 IEC 60721-3-3 Fungal spore resistant class 3B2 IEC 60721-3-3 Hazardous location class I division 2

Ordering and shipping details

Category	18160-MODICON M340
Discount Schedule	PC34
GTIN	3595864009353
Returnability	No
Country of origin	FR

Packing Units

Unit Type of Package 1	PCE
Number of Units in Package 1	1
Package 1 Height	2.76 in (7.000 cm)
Package 1 Width	6.10 in (15.500 cm)
Package 1 Length	12.80 in (32.500 cm)
Package 1 Weight	24.44 oz (693.000 g)
Unit Type of Package 2	S04
Number of Units in Package 2	13
Package 2 Height	11.81 in (30.000 cm)
Package 2 Width	15.75 in (40.000 cm)
Package 2 Length	23.62 in (60.000 cm)
Package 2 Weight	21.72 lb(US) (9.850 kg)

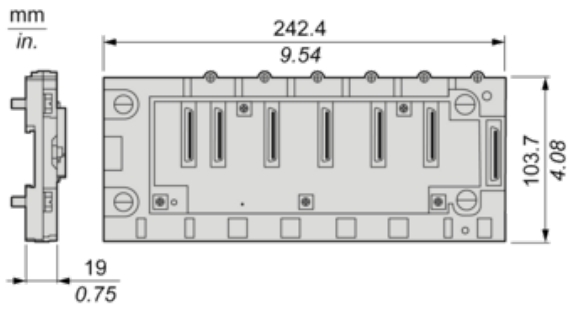
Offer Sustainability

Sustainable offer status	Green Premium product
California proposition 65	WARNING: This product can expose you to chemicals including: Lead and lead compounds, which is known to the State of California to cause cancer and birth defects or other reproductive harm. For more information go to www.P65Warnings.ca.gov
REACH Regulation	REACH Declaration
EU RoHS Directive	Pro-active compliance (Product out of EU RoHS legal scope)
Mercury free	Yes
China RoHS Regulation	China RoHS Declaration
RoHS exemption information	Yes
Environmental Disclosure	Product Environmental Profile
Circularity Profile	End Of Life Information
WEEE	The product must be disposed on European Union markets following specific waste collection and never end up in rubbish bins.

Contractual warranty

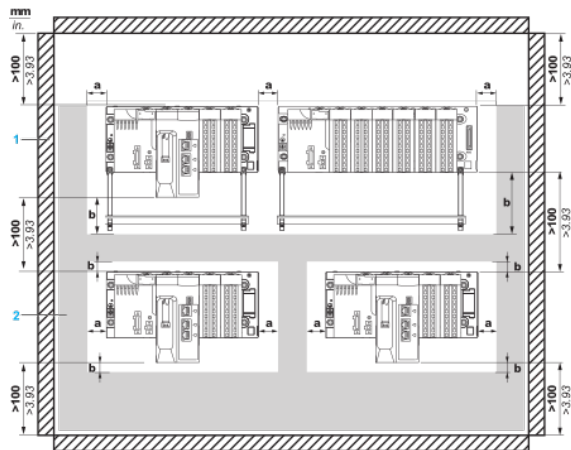
Warranty	18 months
----------	-----------

Dimensions



Minimum Clearance

Minimum Clearance of a typical installation in a cabinet with ducts



a Side clearance: > 40 mm (1.57 in.)

b Top and bottom clearance with surrounding objects: > 20 mm (0.79 in.)

1 Installation or casing

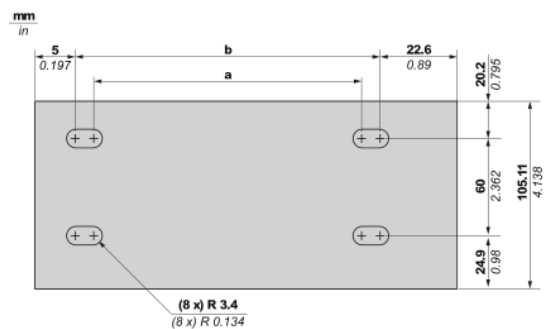
2 Wiring duct or tray

Mounting on DIN rail

Symmetric DIN rail		Double-profile DIN rail
Type A	Type B	

NOTE: When mounted on a type B symmetric DIN rail, the rack withstands less mechanical stress.

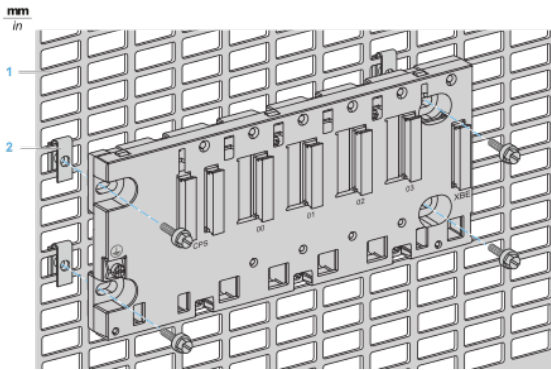
Mounting on panels



Rack Type	a
-----------	---

X Bus racks	BMXXBP04 BMXXBP04
BMXXBP0600 BMXXBP0600H	267.5 mm (10.531 in)
BMXXBP0800 BMXXBP0800H	332.5 mm (13.091 in)
BMXXBP1200 BMXXBP1200H	462.9 mm (18.224 in)

Mounting on Telequick mounting plate



- 1 Telequick plate
- 2 Clip-on nuts

NOTE: The two right side screws are accessible until there is no rack extender module installed