

# RSLZRA2

Socket equipped with LED and protection circuit, Harmony, for RSL1 relays, spring terminals, 48...60V AC DC



## Main

Range of Product	Harmony Electromechanical Relays
Product or Component Type	Socket
Contact terminal arrangement	Separate
Product compatibility	Plug-in relay RSL 1 C/O 48 V DC Plug-in relay RSL 1 C/O 60 V DC
Shape of pin	Flat
Device short name	RSLZ
Device presentation	Basic element
Sale per indivisible quantity	10
Switching voltage	48 V AC/DC 60 V AC/DC

## Complementary

[Ith] conventional free air thermal current	6 A
[Ue] rated operational voltage	< 300 V AC
Clamping force	10...40 N
Fixing mode	Plastic compression spring 35 mm symmetrical DIN rail)
Marking	CE
CAD overall width	0.24 in (6.2 mm)
CAD overall height	3.09 in (78.6 mm)
CAD overall depth	3.98 in (101 mm)
Net Weight	0.05 lb(US) (0.023 kg)
Rated operational voltage limits	54...72 V 43.2...57.6 V
Group of product	RSL_SPRING_TERS_48-60
Compatibility code	RSLZ
[Uimp] rated impulse withstand voltage	3.6 kV
Overvoltage category	III
Pollution degree	3

## Environment

Connections - terminals	Spring terminals, 1 x 0.2...1 x 1.5 mm <sup>2</sup> AWG 24...AWG 16) flexible with cable end Spring terminals, 1 x 0.2...1 x 1.5 mm <sup>2</sup> AWG 24...AWG 16) solid without cable end
Standards	IEC 61984 UL 508
Product Certifications	CSA[RETURN]GOST
Ambient Air Temperature for Storage	-40...185 °F (-40...85 °C)
Ambient Air Temperature for Operation	-40...158 °F (-40...70 °C)
IP degree of protection	IP20 conforming to EN/IEC 60529
Dielectric strength	2500 V

The information provided in this documentation contains general descriptions and/or technical characteristics of the performance of the products contained herein. This documentation is not intended as a substitute for and is not to be used for determining suitability or reliability of these products for specific user applications. It is the duty of any such user or integrator to perform the appropriate and complete risk analysis, evaluation and testing of the products with respect to the relevant specific application or use thereof. Neither Schneider Electric Industries SAS nor any of its affiliates or subsidiaries shall be responsible or liable for misuse of the information contained herein.

## Ordering and shipping details

Category	21127-ZELIO ICE CUBE RELAYS
Discount Schedule	CP2
GTIN	3606480078088
Returnability	No
Country of origin	CN

## Packing Units

Unit Type of Package 1	PCE
Number of Units in Package 1	1
Package 1 Height	0.28 in (0.7 cm)
Package 1 Width	3.15 in (8 cm)
Package 1 Length	4.02 in (10.2 cm)
Package 1 Weight	0.92 oz (26 g)
Unit Type of Package 2	BB1
Number of Units in Package 2	10
Package 2 Height	2.80 in (7.1 cm)
Package 2 Width	3.35 in (8.5 cm)
Package 2 Length	4.25 in (10.8 cm)
Package 2 Weight	9.28 oz (263 g)
Unit Type of Package 3	S03
Number of Units in Package 3	300
Package 3 Height	11.81 in (30 cm)
Package 3 Width	11.81 in (30 cm)
Package 3 Length	15.75 in (40 cm)
Package 3 Weight	18.60 lb(US) (8.436 kg)

## Offer Sustainability

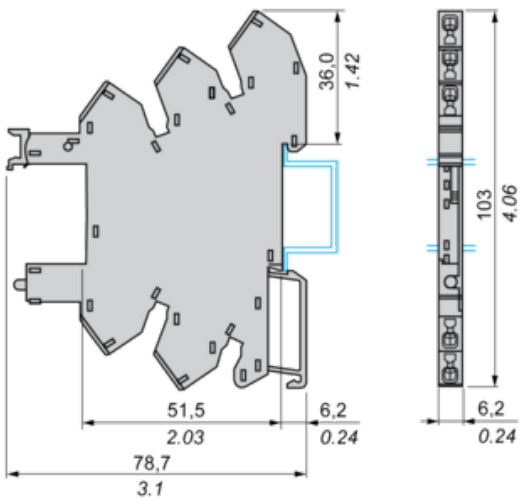
California proposition 65	WARNING: This product can expose you to chemicals including: Nickel compounds, which is known to the State of California to cause cancer, and Di-isodecyl phthalate (DIDP), which is known to the State of California to cause birth defects or other reproductive harm. For more information go to <a href="http://www.P65Warnings.ca.gov">www.P65Warnings.ca.gov</a>
REACH Regulation	<a href="#">REACH Declaration</a>
REACH free of SVHC	Yes
EU RoHS Directive	Pro-active compliance (Product out of EU RoHS legal scope) <a href="#">EU RoHS Declaration</a>
China RoHS Regulation	<a href="#">China RoHS Declaration</a>
Environmental Disclosure	<a href="#">Product Environmental Profile</a>
Circularity Profile	<a href="#">End Of Life Information</a>
WEEE	The product must be disposed on European Union markets following specific waste collection and never end up in rubbish bins.

## Contractual warranty

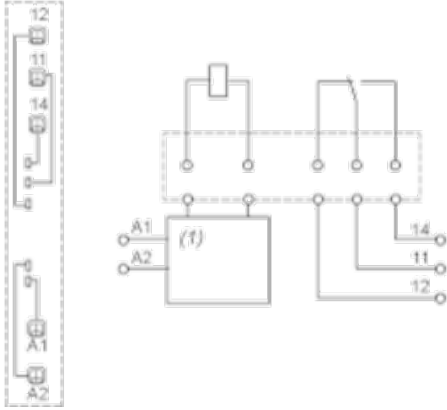
Warranty	18 months
----------	-----------

Dimensions

mm  
in.



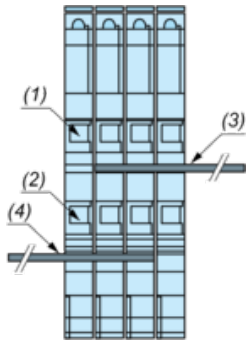
Wiring Diagram



(1) Protection circuit

Example of RSLZ2 Bus Jumper Mounting on Sockets

Side View



- (1) A1
- (2) A2
- (3) Bus jumper polarity A1
- (4) Bus jumper polarity A2