

# RGZE05P

push in socket with clamp, Harmony  
Electromechanical Relays, for RXG1 relays,  
10A, push in terminals, separate contact



## Main

Range of Product	Harmony Electromechanical Relays
Product or Component Type	Socket
Contact terminal arrangement	Separate
Device short name	RGZ

## Complementary

Product compatibility	Plug-in relay RXG 1 C/O
Shape of pin	Flat
[Ui] Rated Insulation Voltage	250 V
[Uimp] rated impulse withstand voltage	6 kV between coil and contact with reinforced insulation 4 kV between contacts with basic insulation 4 kV between terminals and DIN rail with basic insulation
Line Rated Current	10 A
[Ue] rated operational voltage	250 V IEC 300 V UL
Dielectric strength	5 kV between coil and contact with reinforced insulation 2.5 kV between contacts with basic insulation 3 kV between terminals and DIN rail with basic insulation
Connections - terminals	Spring clamp terminals (push 'n stay), 1 x 0.5...1 x 1.5 mm <sup>2</sup> AWG 20...AWG 16) flexible with cable end Spring clamp terminals (push 'n stay), 1 x 0.5...1 x 1.5 mm <sup>2</sup> AWG 20...AWG 16) solid without cable end
Fixing mode	Clip-on 35 mm symmetrical DIN rail)
Length	3.86 in (98 mm)
Width	0.63 in (16 mm)
Height	2.64 in (67 mm)
Net Weight	0.09 lb(US) (0.039 kg)

## Environment

Ambient Air Temperature for Storage	-40...185 °F (-40...85 °C)
Ambient Air Temperature for Operation	-40...158 °F (-40...70 °C)
Standards	IEC 61984
Product Certifications	CSA[RETURN]UL[RETURN]EAC[RETURN]DNV-GL
Marking	CE
IP Degree of Protection	IP20
Overvoltage category	III
Pollution degree	3

The information provided in this documentation contains general descriptions and/or technical characteristics of the performance of the products contained herein. This documentation is not intended as a substitute for and is not to be used for determining suitability or reliability of these products for specific user applications. It is the duty of any such user or integrator to perform the appropriate and complete risk analysis, evaluation and testing of the products with respect to the relevant specific application or use thereof. Neither Schneider Electric Industries SAS nor any of its affiliates or subsidiaries shall be responsible or liable for misuse of the information contained herein.

## Ordering and shipping details

Category	21128-ZELIO ICE CUBE RELAY ACCESSORIES
Discount Schedule	CP2
GTIN	3606481465702
Returnability	Yes

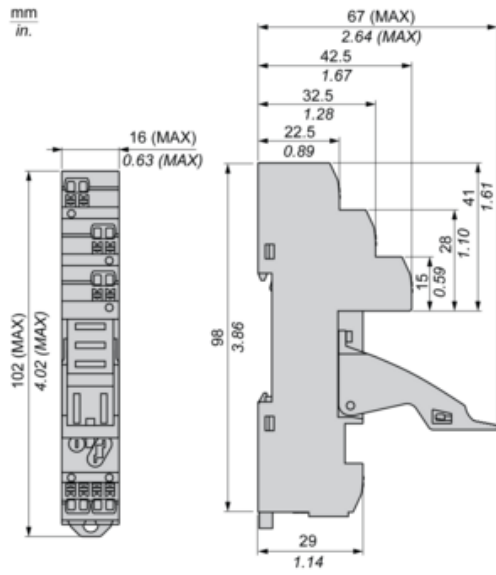
## Packing Units

Unit Type of Package 1	PCE
Number of Units in Package 1	1
Package 1 Height	0.59 in (1.5 cm)
Package 1 Width	2.56 in (6.5 cm)
Package 1 Length	3.94 in (10 cm)
Package 1 Weight	1.27 oz (36 g)
Unit Type of Package 2	BB1
Number of Units in Package 2	10
Package 2 Height	2.95 in (7.5 cm)
Package 2 Width	4.13 in (10.5 cm)
Package 2 Length	6.50 in (16.5 cm)
Package 2 Weight	14.57 oz (413 g)
Unit Type of Package 3	S03
Number of Units in Package 3	160
Package 3 Height	11.81 in (30 cm)
Package 3 Width	11.81 in (30 cm)
Package 3 Length	15.75 in (40 cm)
Package 3 Weight	15.76 lb(US) (7.148 kg)

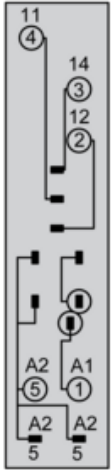
## Offer Sustainability

California proposition 65	WARNING: This product can expose you to chemicals including: Lead and lead compounds, which is known to the State of California to cause cancer and birth defects or other reproductive harm. For more information go to <a href="http://www.P65Warnings.ca.gov">www.P65Warnings.ca.gov</a>
REACH Regulation	<a href="#">REACH Declaration</a>
REACH free of SVHC	Yes
EU RoHS Directive	Pro-active compliance (Product out of EU RoHS legal scope) <a href="#">EU RoHS Declaration</a>
Toxic heavy metal free	Yes
Mercury free	Yes
China RoHS Regulation	<a href="#">China RoHS Declaration</a>
RoHS exemption information	<a href="#">Yes</a>
WEEE	The product must be disposed on European Union markets following specific waste collection and never end up in rubbish bins.

Dimensions



Wiring

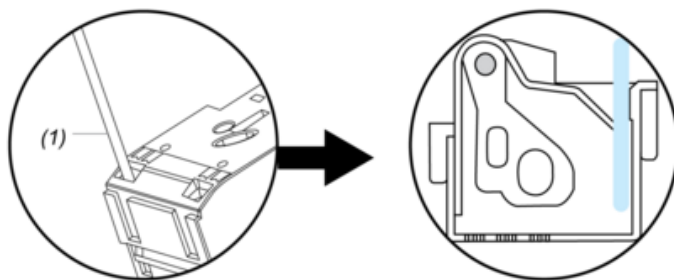


Installation



Installation

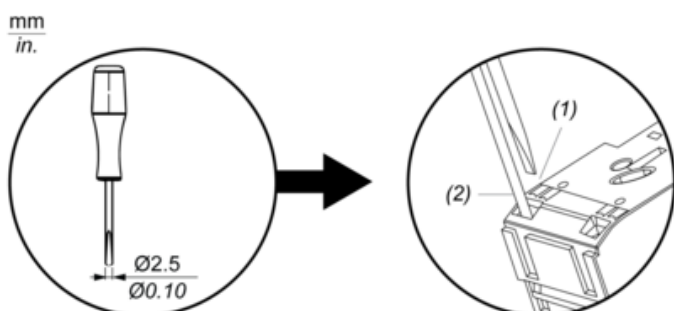
Push In (Insert Cable)



(1) : Insert Wire

Uninstallation

Pull Out (Remove Cable)



- (1) : Press
- (2) : Pull Wire