

Series

# OTP-B

## Boreal Ductless Single Zone Heat Pump



22 to 18 SEER

### Features

|  |  |
|--|--|
| Operating mode<br>Nominal capacity<br>Voltage<br>Indoor unit | <ul style="list-style-type: none"> <li>- Cooling and heating.</li> <li>- 9000 BTU/hr.</li> <li>- 240/208V, 60 Hz, 1-phase.</li> <li>- High wall installation, dual side connection.</li> <li>- Plastic housing, standard white.</li> <li>- 4-speed cross-flow fan (turbo, high, medium and low).</li> <li>- Smart preheating.</li> <li>- Washable filters.</li> </ul>  |
| Outdoor unit   | <ul style="list-style-type: none"> <li>- Variable speed rotary compressor (INVERTER), with overload protection.</li> <li>- Electronic expansion valve for precise control of refrigerant flow.</li> <li>- Condenser fins covered in a blue hydrophilic coating for improved corrosion resistance.</li> <li>- Large diameter quiet axial-flow fan for more efficient heat exchange.</li> <li>- Drip pan heating cable.</li> <li>- Compressor blanket and preheating technology.</li> <li>- Cooling mode operating ambient temperature: -17 to 43 °C (0.4 to 109.4 °F).</li> <li>- Heating mode operating ambient temperature: -20 to 24 °C (-5 to 75.2 °F).</li> <li>- Installation on epoxy/polyester powder coated adjustable steel wall bracket (optional).</li> </ul> |
| Refrigerant<br>Connection piping                             | <ul style="list-style-type: none"> <li>- R410A refrigerant, pre-charged for 25 ft. (7.6 m) long connection piping.</li> <li>- Minimum piping length of 10 ft. (3 m).</li> <li>- Flared connections.</li> </ul>   |
| Control  | <ul style="list-style-type: none"> <li>- Wireless remote included.</li> <li>- I FEEL regulation mode.</li> <li>- Set temperature: 16 to 30 °C (61 to 86 °F).</li> <li>- Modes: AUTO, COOL, DRY, FAN and HEAT.</li> <li>- SLEEP mode.</li> <li>- Timer.</li> <li>- Auto-Clean function (X-Fan).</li> <li>- Horizontal deflector adjustment.</li> <li>- Temperature display format (°C or °F).</li> <li>- Smart defrosting, starts only when required.</li> <li>- Auto restart in case of power shortage.</li> </ul>   |
| Warranty   | <p><b>Note:</b> All heat pump systems must be installed and registered by a certified Ouellet installer to be covered by the basic warranty.</p> <ul style="list-style-type: none"> <li>- 5-year basic warranty on parts (labour not included).</li> </ul> <p>Sold separately:</p> <ul style="list-style-type: none"> <li>- Extended warranty from the 1<sup>st</sup> to 5<sup>th</sup> year, parts and labour.</li> <li>- Extended warranty from the 1<sup>st</sup> to 10<sup>th</sup> year, parts and labour with system replacement if the compressor fails.</li> </ul>   |
| Application  | <ul style="list-style-type: none"> <li>- Dining room-kitchen, living room, family room, commercial building, office building, condo, restaurant.</li> </ul>  |

## Models

| Product # <sup>1</sup>                      |                            | OTP-B09000D-I<br>OTP-B09000D-E |                           |
|---|----------------------------|--------------------------------|---------------------------|
| <b>Qty</b>                                  |                            |                                |                           |
| <b>Technical Performance</b>                |                            |                                |                           |
| <b>Voltage</b>                              |                            | Volts                          | 240/208                   |
| <b>Cooling capacity</b>                     | <b>Nominal</b>             | W (BTU/hr)                     | 2637 (9000)               |
|   | <b>Min. – max.</b>         | W (BTU/hr)                     | 1026 - 2813 (3500 - 9600) |
| <b>Heating capacity</b>                     | <b>Nominal</b>             | W (BTU/hr)                     | 2872 (9800)               |
|   | <b>Min. – max.</b>         | W (BTU/hr)                     | 645 - 3224 (2200 - 11000) |
| <b>Used cooling power input</b>             | <b>Nominal</b>             | W                              | 620                       |
|   | <b>Min. – max.</b>         | W                              | 370 – 1075                |
| <b>Used heating power input</b>             | <b>Nominal</b>             | W                              | 750                       |
|   | <b>Min. – max.</b>         | W                              | 200 – 900                 |
| <b>Used rated input</b>                     |                            | W                              | 1430                      |
| <b>Rated current</b>                        |                            | A                              | 7                         |
| <b>MCA</b>                                  |                            | A                              | 15                        |
| <b>Max. over-current protection (MOCP)</b>  |                            | A                              | 20                        |
| <b>SEER</b>                                 |                            | -                              | 22                        |
| <b>HSPF</b>                                 |                            | -                              | 9.2                       |
| <b>EER</b>                                  |                            | (BTU/hr)/W                     | 14.2                      |
| <b>COP</b>                                  |                            | (BTU/hr)/W                     | 14                        |
| <b>Energy Star</b>                          |                            | -                              | ✓                         |
| <b>Indoor Unit</b>                          |                            |                                |                           |
| <b>Dehumidification</b>                     |                            | pt/hr (l/hr)                   | 2.54 (1.2)                |
| <b>Air flow volume</b>                      | T / H / M / L <sup>2</sup> | cfm                            | 306 / 277 / 253 / 218     |
| <b>Sound level</b>                          | T / H / M / L <sup>2</sup> | dB (A)                         | 42 / 38 / 35 / 32         |
| <b>Fan motor power output</b>               |                            | W                              | 20                        |
| <b>Fan motor RLA</b>                        |                            | A                              | 0.2                       |
| <b>Deflector stepper motor power output</b> |                            | W                              | 2                         |
| <b>Weight</b>                               |                            | lb (kg)                        | 22 (10)                   |
| <b>Outdoor Unit</b>                         |                            |                                |                           |
| <b>Air flow volume</b>                      |                            | cfm                            | 941.6                     |
| <b>Sound level</b>                          |                            | dB (A)                         | 50                        |
| <b>Compressor manufacturer</b>              |                            | -                              |                           |
| <b>Compressor power output</b>              |                            | W                              | 860                       |
| <b>Compressor LRA</b>                       |                            | A                              | -                         |
| <b>Compressor RLA</b>                       |                            | A                              | 3.2                       |
| <b>Fan motor power output</b>               |                            | W                              | 30                        |
| <b>Fan motor RLA</b>                        |                            | A                              | 0.13                      |
| <b>Refrigerant volume (R410A)</b>           |                            | oz (g)                         | 45.864 (1300)             |
| <b>Weight</b>                               |                            | lb (kg)                        | 79 (36)                   |
| <b>Connection Piping/Refrigerant</b>        |                            |                                |                           |
| <b>Pre-charge length</b>                    |                            | ft. (m)                        | 25 (7.5)                  |
| <b>Additional refrigerant charge</b>        |                            | oz/ft. (g/m)                   | 0.2 (18.6)                |
| <b>Liquid pipe outer diameter</b>           |                            | in.                            | 1/4                       |
| <b>Gas pipe outer diameter</b>              |                            | in.                            | 3/8                       |
| <b>Maximum height difference</b>            |                            | ft. (m)                        | 33 (10)                   |
| <b>Maximum total length</b>                 |                            | ft. (m)                        | 50 (15.2)                 |
| <b>Drain pipe inner diameter</b>            |                            | in.                            | 5/8                       |

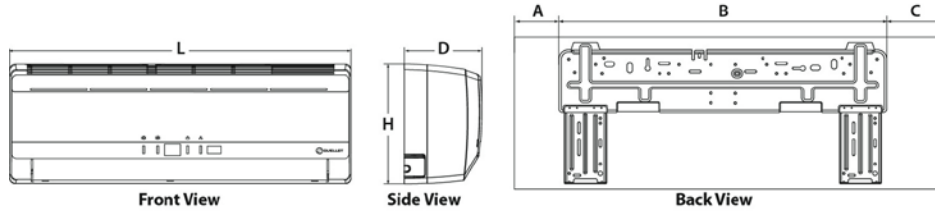
<sup>1</sup> 1 indoor unit and 1 outdoor unit. Note that each unit is individually wrapped.

<sup>2</sup> Cross-Flow Fan Speeds: (T) Turbo / (H) High / (M) Medium / (L) Low.

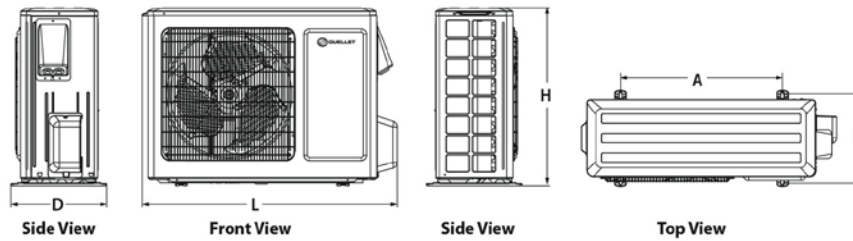
## Options

| Product #<br>En trousse | Description                              | Qty |
|-------------------------|--|-----|
| OTP-WB3                 | Adjustable wall bracket for outdoor unit |     |
| OTP-WBRC                | Wall bracket for wireless remote control |     |

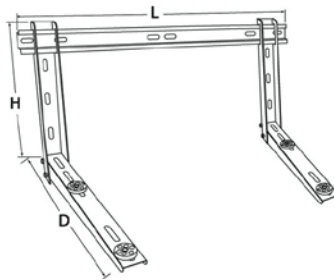
### Indoor Unit



### Outdoor Unit



### Adjustable Wall Bracket for Outdoor Unit



| Indoor Unit   | L      |     | H      |     | D   |     | A     |     | B      |     | C     |     |
|---------------|--------|-----|--------|-----|-----|-----|-------|-----|--------|-----|-------|-----|
|               | in.    | mm  | in.    | mm  | in. | mm  | in.   | mm  | in.    | mm  | in.   | mm  |
| OTP-B09000D-I | 33 1/4 | 846 | 10 3/4 | 274 | 7   | 178 | 5 1/8 | 130 | 21 1/4 | 541 | 6 3/4 | 173 |

| Outdoor Unit  | L      |     | H      |     | D      |     | A      |     | B      |     |
|---------------|--------|-----|--------|-----|--------|-----|--------|-----|--------|-----|
|               | in.    | mm  | in.    | mm  | in.    | mm  | in.    | mm  | in.    | mm  |
| OTP-B09000D-E | 33 3/8 | 848 | 21 1/4 | 538 | 12 5/8 | 320 | 21 1/4 | 541 | 11 1/4 | 287 |