



Main

Range	Multi9
Product name	Multi9 C60
Product or Component Type	Miniature circuit-breaker
Device short name	C60L
Device Application	Distribution
Poles description	3P
Number of protected poles	3
Line Rated Current	3 A 122 °F (50 °C) EN/IEC 60947-2
Network type	AC DC
Trip unit technology	Thermal-magnetic
Curve code	C
Breaking capacity	50 KA Icu <= 125 V DC EN/IEC 60947-2 50 KA Icu 240 V AC 50/60 Hz between phases EN/IEC 60947-2 25 KA Icu 415 V AC 50/60 Hz between phases EN/IEC 60947-2 20 kA Icu 440 V AC 50/60 Hz between phases EN/IEC 60947-2
Utilisation category	Category A EN/IEC 60947-2
Suitability for isolation	Yes EN/IEC 60947-2
Standards	EN/IEC 60947-2
Product certifications	EAC[RETURN]CCC

Complementary

Network Frequency	50/60 Hz
[Ue] rated operational voltage	240 V AC 50/60 Hz between phases 415 V AC 50/60 Hz between phases 440 V AC 50/60 Hz between phases <= 125 V DC
Magnetic tripping limit	8.5 x In +/- 20 % AC 12 x In +/- 20 % DC
[Ics] rated service breaking capacity	25 KA 50 % EN/IEC 60947-2 - 240 V AC 50/60 Hz 12.5 KA 50 % EN/IEC 60947-2 - 415 V AC 50/60 Hz 10 KA 50 % EN/IEC 60947-2 - 440 V AC 50/60 Hz 50 kA 100 % EN/IEC 60947-2 - <= 125 V DC
Limitation class	3
[Ui] rated insulation voltage	500 V AC 50/60 Hz EN/IEC 60947-2
[Uimp] rated impulse withstand voltage	6 kVEN/IEC 60947-2
Contact position indicator	Yes
Control type	Toggle
Local signalling	ON/OFF indication
Mounting Mode	Clip-on
Mounting Support	DIN rail
9 mm pitches	6
Height	3.19 in (81 mm)
Width	2.13 in (54 mm)
Depth	2.83 in (72 mm)
Net Weight	0.79 lb(US) (0.36 kg)
Color	Gray

Mechanical durability	20000 cycles
Electrical durability	10000 cycles
Provision for padlocking	Padlockable
Connections - terminals	Tunnel type terminal top or bottom) 0.00...0.04 in ² (1...25 mm ²) - rigid Tunnel type terminal top or bottom) 0.00...0.04 in ² (1...25 mm ²) - flexible Tunnel type terminal top or bottom) 0.00...0.04 in ² (1...25 mm ²) - flexible with ferrule
Wire stripping length	0.55 in (14 mm) for top or bottom connection
Tightening torque	17.70 lbf.in (2 N.m) top or bottom
Earth-leakage protection	Separate block

Environment

Heat dissipation	6.6 W 415 V - 3 A
IP degree of protection	IP20 conforming to IEC 60529 IP40 (modular enclosure) conforming to IEC 60529
Pollution degree	3 EN/IEC 60947-2
Overvoltage category	IV
Tropicalisation	2 IEC 60068-1
Relative humidity	95 % 131 °F (55 °C)
Ambient air temperature for operation	-22...158 °F (-30...70 °C)
Ambient Air Temperature for Storage	-40...176 °F (-40...80 °C)




Ordering and shipping details

Category	00908-C60N SUPPLEMENTARY PROTECTORS
Discount Schedule	DE2
GTIN	3606480578106
Returnability	No
Country of origin	FR

Packing Units

Unit Type of Package 1	PCE
Number of Units in Package 1	1
Package 1 Height	2.95 in (7.5 cm)
Package 1 Width	1.89 in (4.8 cm)
Package 1 Length	3.35 in (8.5 cm)
Package 1 Weight	11.68 oz (331.0 g)
Unit Type of Package 2	BB1
Number of Units in Package 2	4
Package 2 Height	3.35 in (8.5 cm)
Package 2 Width	3.54 in (9.0 cm)
Package 2 Length	8.86 in (22.5 cm)
Package 2 Weight	2.97 lb(US) (1.346 kg)
Unit Type of Package 3	S03
Number of Units in Package 3	48
Package 3 Height	11.81 in (30.0 cm)
Package 3 Width	11.81 in (30.0 cm)
Package 3 Length	15.75 in (40.0 cm)
Package 3 Weight	36.68 lb(US) (16.639 kg)

Offer Sustainability

REACH Regulation	 REACH Declaration
EU RoHS Directive	Compliant with Exemptions
Mercury free	Yes
China RoHS Regulation	 China RoHS Declaration
RoHS exemption information	 Yes